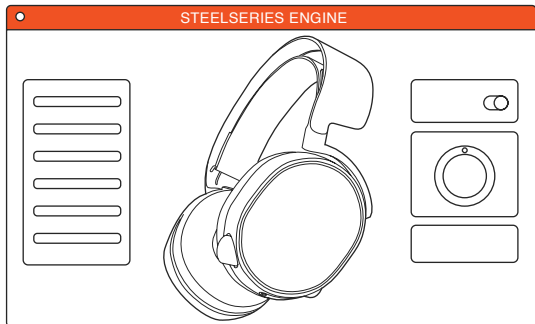


# ARCTIS | 3

PRODUCT INFORMATION GUIDE



## STEELSERIES ENGINE



To enjoy **7.1 Surround Sound** on your new Arctis 3 headset, download SteelSeries Engine at [steelseries.com/engine](https://steelseries.com/engine)

## WELCOME TO ARCTIS.

Your new headset is the result of more than 15 years of gaming expertise and our unyielding pursuit of perfection. We poured our hearts into making your new Arctis, giving it the best gaming mic available, 7.1 surround sound and comfort and style unlike anything you've experienced before.



## CONTENTS

a.

### PACKAGE CONTENTS

Product Information Guide  
Arctis Introduction  
Headset  
Main Cable (1.2m)  
Dual 3.5mm Extension (1.8m)  
4-pole 3.5mm Adapter

### SOFTWARE REQUIREMENTS

Platforms:  
Windows 7 - Windows 10  
Mac OS X 10.8 - 10.11\*  
120 MB of free hard drive space  
for installation

### SYSTEM COMPATIBILITY

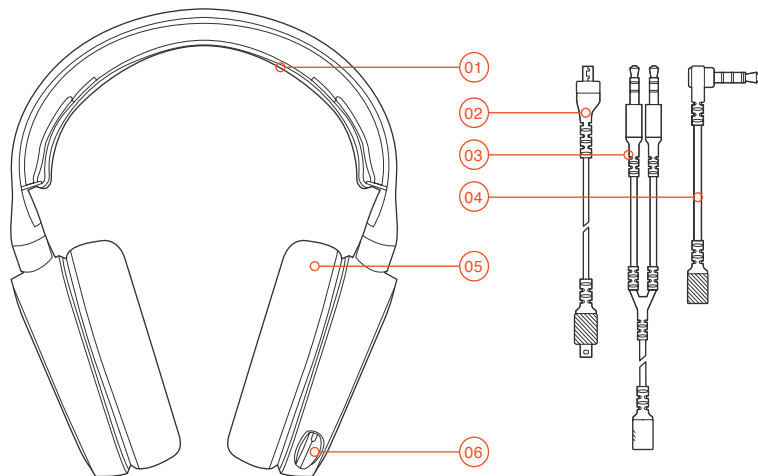
PC / MAC / MOBILE /  
PS4 / XBOX ONE / VR

SteelSeries 7.1 Surround is available for  
Windows 7-10 only. Software installation  
and account registration required

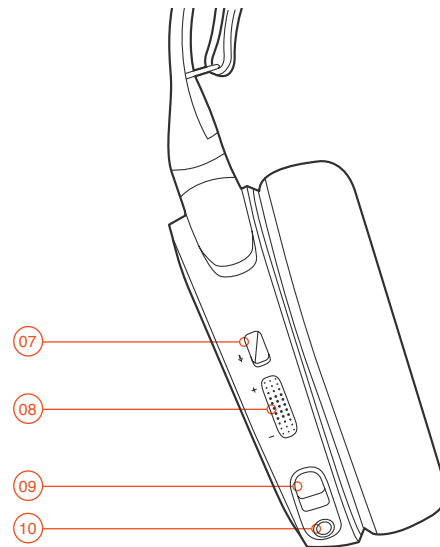
SteelSeries Engine	1
Welcome	2
a. Info and Table of contents	3-4
b. Product overview	5-6
Setup	7
c. Microphone	8
d. Headband Installation	9
Translations	
Español	10
简体中文	11
繁體中文	12
日本語	13
한국어	14
Deutsch	15
Русский	17
Français	18
Italiano	19
Português	21
Regulatory	

## b. PRODUCT OVERVIEW

\*selected accessories available at [steelseries.com](https://steelseries.com)

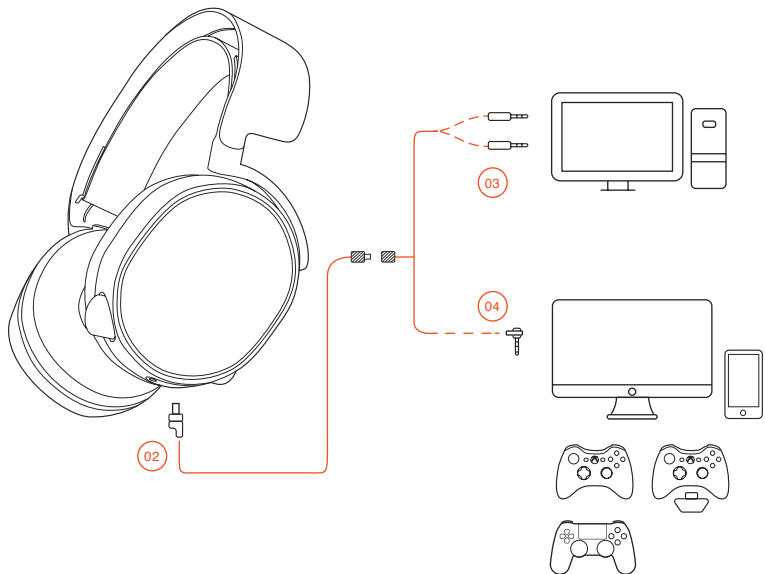


- 01 Ski Goggle Headband\*
- 02 Main Headset Cable\*
- 03 Dual 3.5mm Extension Cable\*
- 04 4-Pole 3.5 mm Adapter\*
- 05 Airweave Ear Cushion\*
- 06 Retractable Microphone
- 07 Microphone Mute Button
- 08 Volume Control
- 09 Main Cable Jack
- 10 Headphone Share Jack



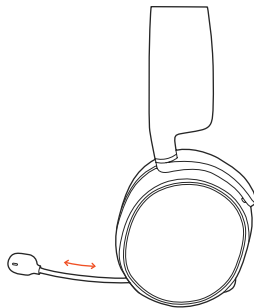
## SETUP

find help at [support.steelseries.com](https://support.steelseries.com)

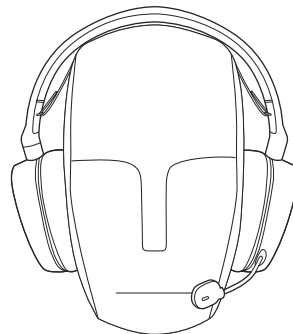


## C. MICROPHONE

### Retractable microphone



### Positioning



Position the microphone close to the corner of your mouth with the flat surface facing you

c-1



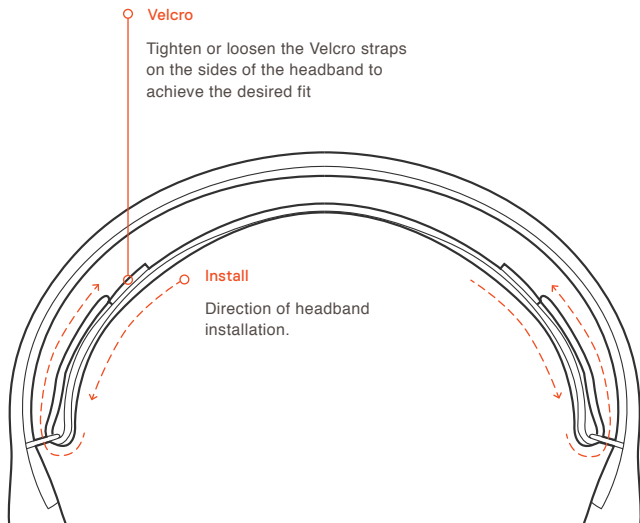
top view



front view

#### d. SKI GOGGLE HEADBAND

accessory headbands available at [steelseries.com](https://steelseries.com)



## ESPAÑOL

### a. Contenido Del Paquete

Guía de Información del Producto

Arctis card

Auriculares

Cable principal (1.2m)

Extensión doble de 3.5mm (1.8m)

Adaptador de 3.5 mm 4 polos

### Plataformas:

Windows 7 - Windows 10

Mac OS X 10.8 - 10.11

Se requieren 120 MB de espacio libre en el disco duro para la instalación

SteelSeries 7.1 Surround está disponible sólo para Windows 7-10. Se requiere instalación de software y registración de una cuenta

### Compatibilidad del sistema

PC / MAC / TELÉFONO MÓVIL /  
PS4 / XBOX ONE

Solicite ayuda en [support.steelseries.com](https://support.steelseries.com)

### b. Descripción general del producto

- 01 Cinta para el cabello con gafas de esquí\*
- 02 Cable principal de los auriculares\*
- 03 Cable de doble extensión en de 3,5 mm\*
- 04 Adaptador de 3,5 mm 4 polos\*
- 05 Almohadilla para oídos Airweave\*
- 06 Micrófono retráctil
- 07 Botón de silenciar el micrófono
- 08 Control del volumen
- 09 Conector del cable principal
- 10 Conector para compartir auriculares

\* Los accesorios seleccionados están disponibles en [steelseries.com](https://steelseries.com)

### c. Micrófono

#### Micrófono retráctil

#### Posicionamiento

Coloque el micrófono cerca de la esquina de su boca con la superficie plana hacia su rostro

- c-1 Vista superior
- Vista frontal

d. **Cinta para el cabello con gafas de esquí**

**Velcro**

Ajuste o afloje las tiras de velcro de los laterales de la cinta para lograr el ajuste deseado.

**Instalación**

Instrucción para instalar la cinta para cabello

Más cintas para cabello disponibles en [steelseries.com](http://steelseries.com)

**适用平台**

Windows 7 - Windows 10  
Mac OS X 10.8 - 10.11

安装需要120MB磁盘空间

只有Windows系统可设 SteelSeries 7.1环绕音效。使用前需先安装软件以及注册账号。

**系统兼容性**

PC / Mac / 手机 /  
PS4 / Xbox One

b. **产品概览**

- 01 滑雪镜头带\*
- 02 主耳机线\*
- 03 双头3.5mm形延长线\*
- 04 四节3.5mm转换头\*
- 05 Airweave 耳罩\*
- 06 伸缩式麦克风
- 07 麦克风静音按钮
- 08 音量控制
- 09 主线接口
- 10 耳机分享接口

\* 勾选商品可在 [steelseries.com](http://steelseries.com) 购买

c. **麦克风**

**伸缩式麦克风**

**麦克风位置**

将麦克风放置于靠近您嘴角处，宽平面朝向您自己。

c-1 鸟瞰图  
正面图

d. **滑雪镜头带**

**尼龙搭扣**

加紧或放松头带两侧的尼龙搭扣调节松紧

**安装**

头带安装方法

更多头带样式请参考官网  
[steelseries.com](http://steelseries.com)

主耳機線 (1.2m)

雙頭3.5mm延長線(1.8m)

4節3.5mm轉接頭

**適用平台**

Windows 7 - Windows 10  
Mac OS X 10.8 - 10.11

安裝需要120MB硬體空間

只有Windows系統可設定SteelSeries 7.1環繞音效。使用前須先安裝軟體以及註冊帳號

**系統相容性**

PC / Mac / 手機 /  
PS4 / Xbox One

訪問 [support.steelseries.com](http://support.steelseries.com) 尋求幫助

b. **產品概覽**

- 01 滑雪鏡頭帶\*
- 02 主耳機線\*
- 03 雙頭3.5mm形延長線\*
- 04 四節3.5mm轉接頭\*
- 05 Airweave 耳罩\*

**简体中文**

a. **包装内含**

产品信息指南

Arctis 卡

耳机

主线 (1.2m)

双头3.5mm延长线(1.8m)

4节3.5mm转换头

访问 [support.steelseries.com](http://support.steelseries.com) 寻求帮助

**繁體中文**

a. **包裝內容**

產品信息指南

Arctis 卡

耳機

- 06 伸縮式麥克風
- 07 麥克風靜音按鈕
- 08 音量控制
- 09 主線接口
- 10 耳機分亨接口

\* 勾選商品可以在 [steelseries.com](https://steelseries.com) 購買

### c. 麥克風

#### 伸縮式麥克風

#### 麥克風位置

將麥克風放置於靠近您嘴角處，寬平面朝向您自己。

#### c-1 鳥瞰圖 正面圖

### d. 滑雪鏡頭帶

#### 魔鬼氈

調整頭帶兩側的魔鬼氈至適宜鬆緊度

#### 安裝

頭帶安裝方法

更多頭帶樣式請參考官網  
[steelseries.com](https://steelseries.com)

## 日本語

### a. パッケージの内容

製品情報ガイド

Arctis カード

ヘッドセット

メインケーブル (1.2m)

3.5mm二股延長ケーブル (1.8m)

4極3.5mmプラグ

### プラットフォーム

Windows 7 - Windows 10  
Mac OS X 10.8 - 10.11

インストールに120MB以上の空き容量が必要。

SteelSeries 7.1 Surround は Windows でのみご利用いただけます。ソフトウェアのインストールとアカウントの登録が必要です。

### システム互換性

PC / Mac / モバイル /  
PS4 / Xbox One

ヘルプについては  
[support.steelseries.com](https://support.steelseries.com)  
をご覧ください

### b. 製品概要

- 01 スキーゴーグルヘッドバンド\*
- 02 メインヘッドセットケーブル\*
- 03 3.5mm二股延長ケーブル\*
- 04 4極3.5mmプラグ\*
- 05 Airweave イヤークッション\*
- 06 リトラクタブルマイク
- 07 マイク消音ボタン
- 08 音量コントロール
- 09 メインケーブルジャック
- 10 ヘッドフォン共有ジャック

[steelseries.com](https://steelseries.com) で厳選されたアクセサリーをお求めいただけます

### c. マイク

#### リトラクタブルマイク

#### ポジショニング

マイクの位置は、平らな面が口の端に来るように調節してください。

#### c-1 トップビュー フロントビュー

### d. スキーゴーグルヘッドバンド

#### 面ファスナー

きつすぎず緩すぎない、丁度いい装着感になるように、ヘッドバンド両側のストラップの面ファスナーを調整してください。

#### インストール

ヘッドバンドの取り付け方法の説明です。

他のヘッドバンドをお求めの場合は [steelseries.com](https://steelseries.com) をご覧ください

## 한국인

### a. 패키지 구성

제품 정보 가이드

Arctis 카드

헤드셋

메인 케이블 (1.2m)

듀얼 3.5mm 연장 케이블 (1.8m)

4극 3.5mm 어댑터



## 플랫폼

Windows 7 - Windows 10  
Mac OS X 10.8 - 10.11

설치에 120 MB 의 하드 드라이브  
공간 필요.  
SteelSeries 7.1 Surround는 Windows  
에서만 지원. 소프트웨어 설치 및 계정 등  
록이 필요합니다

## 시스템 호환

PC / Mac / Mobile /  
PS4 / Xbox One

## b. 제품 개요

- 01 스키고글 헤드밴드\*
- 02 메인 헤드셋 케이블\*
- 03 듀얼 3.5mm 연장 케이블\*
- 04 4극 3.5 mm 어댑터\*
- 05 Airweave 이어패드\*
- 06 접이식 마이크
- 07 마이크 음소거 버튼
- 08 볼륨 조절
- 09 메인 케이블 잭
- 10 헤드폰 공유 잭

선택된 액세서리는 [steelseries.com](http://steelseries.com)  
에서 구할 수 있습니다

## c. 마이크

### 접이식 마이크

### 위치 조절

평평한 쪽이 얼굴을 향하도록 하여 마  
이크를 입가 근처에 고정시킵시오

### c-1 평면 시점 정면 시점

## d. 스키고글 헤드밴드

### 벨크로

헤드셋 측면의 벨크로 띠의 부착을  
조절하여 적절히 착용하십시오

### 설치

헤드밴드 설치 방향

[steelseries.com](http://steelseries.com) 의 다른 헤드밴드 보기

## DEUTSCH

## a. Packungsinhalt

Produktinformationen  
Arctis-karte  
Headset

Hauptkabel (1.2 m)

Duale 3.5 mm Verlängerung (1.8m)

4-poliger 3.5 mm Adapter

## Plattformen :

Windows 7 - Windows 10  
Mac OS X 10.8 - 10.11

120 MB freien Platz auf der  
Festplatte für die Installation

SteelSeries 7.1 Surround ist nur  
für Windows verfügbar. Software-  
installation und Kontoanmeldung  
erforderlich

## Compatibilité du système

PC / MAC / MOBILE /  
PS4 / XBOX ONE

Hilfe findest du bei  
[support.steelseries.com](http://support.steelseries.com)

## b. Produktüberblick

- 01 „Skibrillen“-Stirnband\*
- 02 Haupt-Headset-Kabel\*

- 03 Duales 3,5mm Verlängerungskabel\*
- 04 4-poliger 3.5 mm Adapter\*
- 05 Airweave Ohrpolster\*
- 06 Einklappbares Mikrofon
- 07 Stummschalttaste des Mikrofon
- 08 Lautstärkereglер
- 09 Hauptkabelbuchse
- 10 Gemeinsame Kopfhörerbuchse

\* Ausgewähltes Zubehör bei  
[steelseries.com](http://steelseries.com)

## c. Mikrofon

### Einklappbares Mikrofon

### Platzierung

Platziere das Mikrofon in die Nähe  
deines Mundwinkels, wobei die  
flache Oberfläche in deine Richtung  
deuten soll.

c-1 Ansicht von oben  
Seitenansicht

## РУССКИЙ

### d. „Skibrillen“-Stirnband

#### Klettverschluss

Das Stirnband lässt sich anhand des Klettverschlusses auf die gewünschte Passform einstellen.

#### Installieren

Richtung der Stirnband-Installation

Weitere Stirnbänder bei [steelseries.com](https://steelseries.com)

### a. Содержимое упаковки

Сведения об изделии

Карточка Arctis

Наушники

Основной кабель (1.2 m)

Двойной 3,5мм удлинитель (1.8m)

Переходник 3,5мм

### Платформы:

Windows 7 - Windows 10  
Mac OS X 10.8 - 10.11

Для установки нужно 120 МБ свободного места на жёстком диске.

Система SteelSeries 7.1 Surround работает только в ОС Windows. Требуется установка программного обеспечения и регистрация аккаунта

Системная совместимость

ПК / MAC / МОБИЛЬНЫЕ /  
PS4 / XBOX ONE

Техподдержка [support.steelseries.com](https://support.steelseries.com)

### b. Обзор изделия

01 Оголовье как у лыжных очков\*

02 Основной кабель наушников\*

03 Двойной удлинитель 3.5мм\*

04 Переходник 3.5мм\*

05 Амбюшюры Airweave\*

06 Выдвижной микрофон

- 07 Кнопка отключения микрофона
- 08 Настройка громкости
- 09 Переходник основного кабеля
- 10 Переходник для второго пользователя

\* Аксессуары [steelseries.com](https://steelseries.com)

### c. микрофон

#### Выдвижной микрофон

#### Плatzierung

Расположите микрофон около уголка рта, плоской стороной к себе.

- c-1 Вид сверху
- Вид спереди

### d. Оголовье как у лыжных очков

#### Велкро

Затяните или ослабьте полосы Велкро по бокам оголовья, чтобы оно лучше сидело

Другие модели [steelseries.com](https://steelseries.com)

## FRANÇAIS

### a. Contenu de l'emballage

Guide d'informations produit

Carte Arctis

Casque audio

Câble principal (1,2 m)

Double rallonge 3,5 mm (1,8 m)

Adaptateur 4 pôles 3,5 mm

#### Plateformes :

Windows 7 - Windows 10  
Mac OS X 10.8 - 10.11\*

120 Mo d'espace disque dur disponible pour l'installation

SteelSeries 7.1 Surround disponible uniquement sur Windows. L'installation du logiciel et la création d'un compte sont exigés

Compatibilité du système

PC / MAC / MOBILE /  
PS4 / XBOX ONE

vous obtiendrez de l'aide ici  
[support.steelseries.com](https://support.steelseries.com)

## b. Présentation du produit

- 01 Serre-tête de masque de ski\*
- 02 Câble principal du casque audio\*
- 03 Double rallonge 3,5 mm\*
- 04 Adaptateur 4 pôles 3,5 mm\*
- 05 Coussinet d'oreille Airweave\*
- 06 Microphone rétractable
- 07 Bouton Muet du microphone
- 08 Contrôle du volume
- 09 Prise câble principal
- 10 Prise partage casque audio

\* Sélection d'accessoires disponibles ici [steelseries.com](https://steelseries.com)

## c. Microphone

### Microphone rétractable

### Positionnement

Placez le microphone près du coin de votre bouche, la surface plate vous faisant face

- c-1 Vue du haut  
Vue avant

## d. Serre-tête de masque de ski

### Velcro

Serrez ou desserrez les lanières en Velcro sur les côtés du serre-tête pour un confort optimal.

### Instalación

Instruction de l'installation du serre-tête.

Plus de serre-têtes ici [steelseries.com](https://steelseries.com)

## ITALIANO

## a. Contenuti della confezione

Guida informazioni sul prodotto

Scheda Arctis

Cuffie

Cavo principale (1.2m)

Prolunga doppia da 3.5 mm (1.8m)

Cavo jack 3,5 mm 4 poli

## Piattaforme:

Windows 7 - Windows 10  
Mac OS X 10.8 - 10.11

120 MB di spazio libero sull'hard drive per l'installazione.

SteelSeries 7.1 Surround disponibile solo su Windows. Installazione software e registrazione account richieste

## Compatibilità di sistema

PC / MAC / MOBILE /  
PS4 / XBOX ONE

Solicite ayuda en [support.steelseries.com](https://support.steelseries.com)

## b. Generalità sul prodotto

- 01 Archetto stile occhiali da sci\*
- 02 Cavo cuffia principale\*
- 03 Prolunga doppia da 3.5 mm\*
- 04 Cavo jack 3,5 mm 4 poli\*
- 05 Cuscinetti Airweave\*
- 06 Microfono retrattile
- 07 Pulsante microfono muto

- 08 Controllo del volume
- 09 Jack cavo principale
- 10 Splitter per cuffie

\* accessori selezionati disponibili su [steelseries.com](https://steelseries.com)

## c. Microfono

### Microfono retrattile

### Posizionamento

Sistema il microfono vicino all'angolo della bocca con la superficie piatta rivolta verso di te

- c-1 Vista dall'alto  
Vista frontale

## d. Archetto stile occhiali da sci

### Velcro

Stringi o allenta le cinghie di velcro ai lati dell'archetto per ottenere la misura desiderata

### Montaggio

Senso di montaggio dell'archetto.

## PORTUGUÊS

### a. Conteúdo do pacote

Guia de informação de produto

Cartão Arctis

Headset

Cabo principal (1.2m)

Extensão duplo 3.5mm (1.8m)

Adaptador 3.5mm de 4 hastes

#### Plataformas:

Windows 7 - Windows 10

Mac OS X 10.8 - 10.11\*

120 MB de espaço livre em disco para a instalação

SteelSeries 7.1 Surround disponível apenas no Windows. Necessário registro de conta e instalação de software

Compatibilidade do sistema

ПК / MAC / MÓVEL /

PS4 / XBOX ONE

encontre ajuda em

[support.steelseries.com](http://support.steelseries.com)

### b. Visão geral do produto

- 01 Faixa de óculos de esqui \*
- 02 Cabo principal do headset \*
- 03 Double rallonge 3,5 mm \*
- 04 Adaptador 3,5mm de 4 hastes \*
- 05 Almofada de orelha Airweave \*
- 06 Microfone retrátil
- 07 Botão de silenciar microfone
- 08 Controle de volume
- 09 Entrada do cabo principal
- 10 Entrada de compartilhar fone

acessórios selecionados disponíveis em [steelseries.com](http://steelseries.com)

### c. Microfone

#### Microfone retrátil

#### Posicionamento

Posicione o microfone perto do canto da sua boca com a superfície lisa virada para você

- c-1 Visão de cima  
Visão frontal

### d. Faixa de óculos de esqui

#### Velcro

Aperte ou afrouxe as tiras de velcro nos lados da faixa para chegar no ponto desejado

#### Instalação

Direção da instalação da faixa.

mais faixas em [steelseries.com](http://steelseries.com)



Class B Product: This device complies with Part 15 of the FCC Rules. Operation is subject to the following two conditions:

1. This device may not cause harmful interference.
2. This device must accept any interference received, including interference that may cause undesired operation.

Attention: Any modifications or changes made to this device that are not approved by Steelseries may void the authority granted to the user by the FCC to operate this equipment.

Note: This equipment has been tested and found to comply with the limits for a Class B digital device, pursuant to Part 15 of the FCC Rules. These limits are designed to provide reasonable protection against harmful interference in a residential installation. This equipment generates, uses and can radiate radio frequency energy and, if not installed and used in accordance with the instructions, may cause harmful interference to radio communications. However, there is no guarantee that interference will not occur in a particular installation. If this equipment does cause harmful interference to radio or television reception, which can be determined by turning the equipment off and on, the user is encouraged to try to correct the interference by one or more of the following measures:

- Reorient or relocate the receiving antenna.
- Increase the separation between the equipment and receiver.
- Connect the equipment into an outlet on a circuit different from that to which the receiver is connected.
- Consult the dealer or an experienced radio/television technician for help.



This product must not be disposed of with your other household waste. For more information about where you can drop off your waste equipment for recycling, please contact your local city office, your household waste disposal service or the shop where you purchased the product.

This product is compliant with requirements of Circular No. 30/2011/TT-BCT Regulations "STIPULATING TEMPORARILY THE PERMISSIBLE CONTENT LIMITATION OF SOME TOXIC CHEMICALS IN THE ELECTRONIC, ELECTRICAL PRODUCTS"

Türkiye Cumhuriyeti: EEE Yönetmeliğine Uygundur

Restriction on Hazardous Substances statement (India)

This product complies with the "India E-waste Rule 2011" and prohibits use of lead, mercury, hexavalent chromium, polybrominated biphenyls or polybrominated diphenyl ethers in concentrations exceeding 0.1 weight % and 0.01 weight % for cadmium, except for the exemptions set in Schedule 2 of the Rule.



クラス B VCCI の表示があるワークステーションおよびオプション製品は、クラス B 情報技術装置です。これらの製品には、下記の項目が該当します。

この装置は、情報処理装置等電波障害自主規制協議会(VCCI)の基準に基づくクラス B 情報技術装置です。この装置、家庭環境で使用することを目的としていますが、この装置がラジオやテレビジョン受信機に近接して使用されると、受信障害を引き起こすことがあります。取扱説明書に従って正しい取り扱いをしてください。VCCI-B

《废弃电器电子产品回收处理管理条例》

为了更好地关爱及保护地球，当用户不再需要此产品或产品寿命终止时，请遵守国家废弃电器电子产品回收处理相关法律法规，将其交给当地具有国家认可的回收处理资质的厂商进行回收处理。

根据中国大陆《电子电气产品有害物质限制使用标识要求》，以下部分列出了产品中可能包含的有害物质的名称和含量：

零部件名称	有害物质					
	铅 (Pb)	汞 (Hg)	镉 (Cd)	六价铬 (Cr(VI))	多溴联苯 (PBB)	多溴二苯醚 (PBDE)
塑料	○	○	○	○	○	○
电路板组件	×	○	○	○	○	○
其他线材	×	○	○	○	○	○

\*: 电路板组件包括印刷电路板及其构成的零部件，如电阻、电容、集成电路、连接器等。

本表格依据 SJ/T 11364 的规定编制。

○: 表示该有害物质在该部件所有均质材料中的含量均在 GB/T 26572 规定的限量要求以下。

×: 表示该有害物质至少在该部件的某一均质材料中的含量超出 GB/T 26572 规定的限量要求；

上表中打“×”的部件，应功能需要，部分有害物质含量超出 GB/T 26572 规定的限量要求，但是符合欧盟 RoHS 法规要求（属于豁免部分）。

Coarse Classifier,	Chemical Substance Table					
	Pb	Hg	Cd	Cr6+	PBBs	PBDEs
Plastic	○	○	○	○	○	○
PCBA	Exempted	○	○	○	○	○
Cable	Exempted	○	○	○	○	○

\*PCBA consisted of bare printed circuit board, soldering and its surface-mounted elements, such as resistors, capacitors, arrays, connectors, chips, etc.

NOTE1: The "○" indicates that the percentage content of the substance to be calculated is not exceeding the reference percentage content.

NOTE 2: The "Exempted" item means that the specified chemical substance corresponds to the items exempted by the standard of JIS C 0950.

This class B digital apparatus complies with Candian ICES-003  
Cet appareil numérique de la classe B est conforme à la norme NMB-003 du Canada



该电子电气产品含有某些有害物质，在环保使用期限内可以放心使用，超过环保使用期限之后则应该进入回收循环系统。



이 기기는 가정용(8급) 전자파적합기기로서 주로 가정에서 사용하는 것을 목적으로 하며, 모든 지역에서 사용할 수 있습니다



Custom Union Compliance.  
(Russia / Belarus / Kazakhstan)



FCC Compliance. (USA)



Direct Current



To prevent possible hearing damage,  
do not listen at high volume levels  
for long periods.



BSMI Compliance. (Taiwan)



ACMA Compliance (Australia/ New-Zealand)



EMC Directives 2014/30/EU and Low  
Voltage Directives 2014/35/EU  
Compliance. (European Commission)



Regions	Coantact Information	
Asia	23511 新北市中和區建一路150號16樓	+886 2 8226 3858
USA	656 W Randolph St, Suite 3E Chicago, IL 60661, USA	+1 312 258 9467
Europe	Dirch Passers Allé 27, 5.Sal 2000 Frederiksberg, Denmark	+45 702 500 75

**Product Name(產品名稱/产品名称): Headset (耳機/耳机)**

**Model No. (型號/型号): HS-00010**

**Made in China 中國製造/中国制造**

**Environmental conditions for transport and storage:**

Temperature: -20 °C to +60 °C

Humidity: 0% to 90% RH

Altitude: 0 - 3000m



learn more at [steelseries.com](https://steelseries.com)