

700M  
COUGAR GAMING MOUSE  
USER MANUAL



CONTENTS

- 01 INTRODUCTION
- 02 DEFAULT BUTTON ASSIGNMENT
- 03 DESIGN
- 12 FEATURES
- 16 INSTALLATION
- 18 SPECIFICATIONS
- PACKAGE CONTAINS
- SYSTEM REQUIREMENTS
- WARRANTY POLICY
- 20 MANUFACTURER CONTACT
- 21 LEGAL NOTICES
- CAUTION

INTRODUCTION

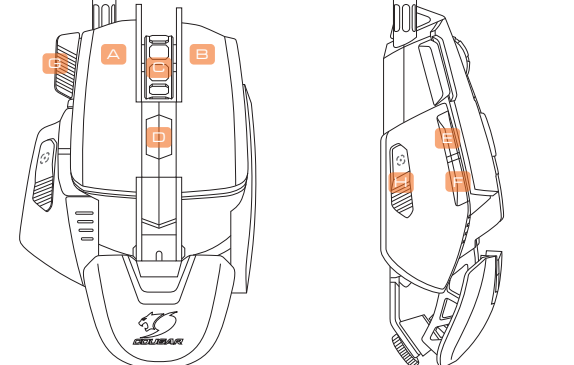
COUGAR 700M is an adjustable gaming mouse which is dedicated to professional gamers. With the design strategy, "Framing Structure", the parts and components are built on a simply folded aluminum chassis, which provides better product strength.

The arched frame supports the palm ergonomically, and it's an adjustable and interchangeable palm rest module. The standard palm rest module can be replaced with a "Sport Mode" version provided.

The sniper button is designed with a 45 degree angle activation, to provide a quick access, better stability and more precise aiming during game play.



DEFAULT BUTTON ASSIGNMENT



- A Left Click
- B Right Click
- C Wheel click
- D DPI Cycle
- E Forward
- F Backward
- G Fire button
- H 45° sniper button


TIP: Fire button and 45° sniper button are disable on default, please customize command by COUGAR UIX™ SYSTEM.

DESIGN

ALUMINUM FRAMING STRUCTURE

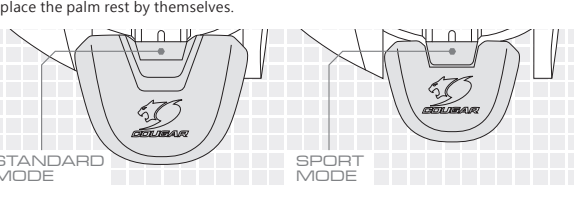
To provide more rigid and robust input device for the fierce computer gaming, the design principle of the COUGAR mouse "Framing Structure" makes the product different from the existing mice in the market.

Inspired from the vertebrate animal, the COUGAR mouse is built on the backbone chassis; and the metallic chassis provides extra brace to the whole device: the electronic compartment, the ergonomic related features and the mechanical structures are trapped and screwed on the chassis.



INTERCHANGEABLE PALM REST

Per user's preference, an extra palm rest is provided. With tool free design, users can replace the palm rest by themselves.

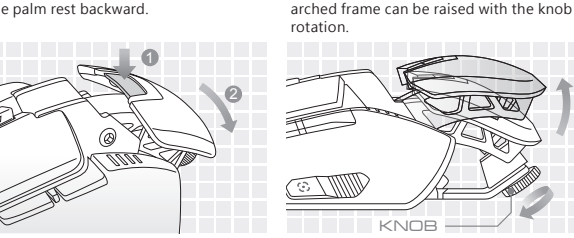


HOW TO SWITCH PALM REST

Gently hold down the clip and then slide the palm rest backward.

PALM REST HIGH/LOW ADJUSTMENT

In order for better palm supporting, the arched frame can be raised with the knob rotation.



FIRE BUTTON

Ergonomic design and quickly simplify actions to press the fire button at key moments.

45 DEGREE SNIPER BUTTON

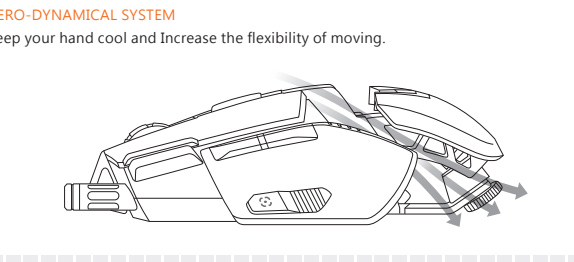
The function of the sniper button on a gaming mouse is for the gamers to quickly switch the display resolution of the computer monitor and provide more accurate mouse cursor control in the sniper mode of the first person shooting game ("FPS game"); however, placing the sniper button on the side will generate the side force when the users activate the button and then deviate the cursor, that is against the accuracy requirement.

Instead of pressing the button toward to the mouse, the 45 degree sniper button can provide more stable control in FPS gaming.



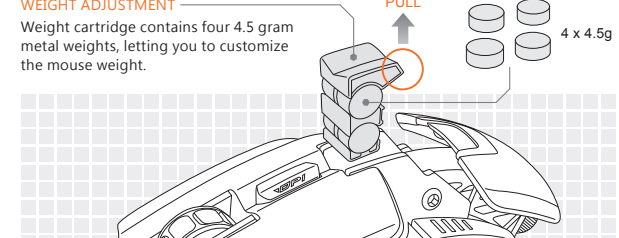
AERO-DYNAMICAL SYSTEM

Keep your hand cool and increase the flexibility of moving.



WEIGHT ADJUSTMENT

Weight cartridge contains four 4.5 gram metal weights, letting you to customize the mouse weight.



MULTI-COLOR PROFILE BACKLIGHT

Choose 1 out of 16.8 million colors and set a unique color to profile.

COUGAR UIX™ SYSTEM

Integrated software combine COUGAR peripherals into one application.

Whether you are a first-time user or a professional gamer, the intuitive operation system and make it easy to set up edit commands and the most comprehensive features for a better gaming experience.



COUGAR FUSION™

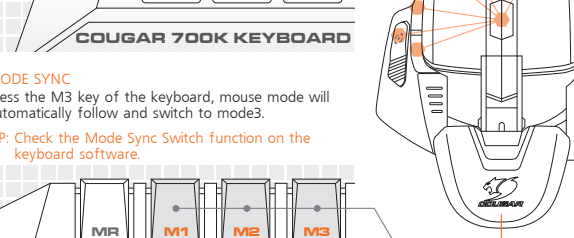
It is a feature that allows COUGAR peripherals to interact together.



MR KEY SHARE

Do not need to open the mouse software immediately before recording the macro on the mouse.

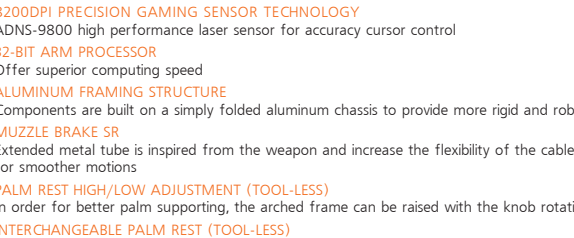
TIP: Press the MR Key of the keyboard during the game, and press any button you want to set macro on the mouse.



MODE SYNC

Press the M3 Key of the keyboard, mouse mode will automatically follow and switch to mode3.

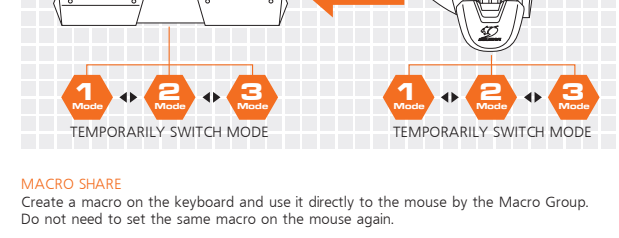
TIP: Check the Mode Sync Switch function on the keyboard software.



2WAY-INSTANT MODE SWITCH

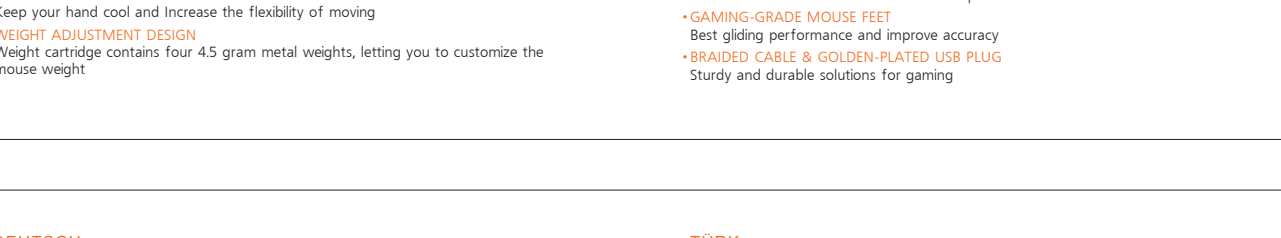
Hold down the button of the mouse, keyboard mode will temporarily switch to other mode. With the function, you can temporarily use the button assignment and macros of the other mode to handle different situations in the game.

TIP: Set a button to Instant Mode Switch function on the mouse/keyboard.



MACRO SHARE

Create a macro on the keyboard and use it directly to the mouse by the Macro Group. Do not need to set the same macro on the mouse to again.



FEATURES

- 8200DPI PRECISION GAMING SENSOR TECHNOLOGY: ADNS-9800 high performance laser sensor for accuracy cursor control
- 32-BIT ARM PROCESSOR: Offer superior computing speed
- ALUMINUM FRAMING STRUCTURE: Components are built on a simply folded aluminum chassis to provide more rigid and robust
- MUZZLE BRAKE SR: Extended metal tube is adjusted from the weapon and increase the flexibility of the cable for smoother motions
- PALM REST HIGH/LOW ADJUSTMENT (TOOL-LESS): PALM REST HIGH/LOW ADJUSTMENT (TOOL-LESS): In order for better palm supporting, the arched frame can be raised with the knob rotation
- INTERCHANGEABLE PALM REST (TOOL-LESS): You can change to "Sport Mode" by replacing the palm rest
- FIRE BUTTON (PROGRAMMABLE): Ergonomic design and quickly simplify actions to press the fire button at key moments
- 45 DEGREE SNIPER BUTTON (PROGRAMMABLE): Provide a quick access, better stability and more precise aiming during game play
- 8 PROGRAMMABLE BUTTONS: Reassign command or macro to any one of 8 programmable buttons
- AERO-DYNAMICAL SYSTEM: Keep your hand cool and increase the flexibility of moving
- WEIGHT ADJUSTMENT DESIGN: Weight cartridge contains four 4.5 gram metal weights, letting you to customize the mouse weight

- COUGAR UIX™ SYSTEM: Integrated software combine COUGAR peripherals into one application
- COUGAR FUSION™: It is a feature that allows COUGAR peripherals to interact together
- 1000HZ POLLING RATE / 1MS RESPONSE TIME: 125Hz - 1000Hz USB rate fine-tuning
- 512KB ON-BOARD MEMORY: Storage up to 3 profiles on the mouse and you can bring your setup to other PC
- ON-THE-FLY DPI ADJUSTMENT: Quickly switch between different DPI settings on the go
- 4-STAGE DPI LED DISPLAY: Quick confirm DPI stage without moving the hand
- MULTI-COLOR PROFILE BACKLIGHT SYSTEM: Choose 1 out of 16.8 million colors and set a unique color to profile
- OMRON MICRO SWITCHES: Guaranteed 5 million clicks for the longest gaming life
- ANTI-SLIP DESIGN: Hexagonal pattern on the left and right panel for maximum grip
- GAMING-GRADE SCROLL WHEEL: ALPS encoder and rubberized scroll wheel provide accurate tactile feedback
- GAMING-GRADE MOUSE FEET: Best gliding performance and improve accuracy
- BRAIDED CABLE & GOLDEN-PLATED USB PLUG: Sturdy and durable solutions for gaming

DEUTSCH

- ALUMINIUM RAHMEN
- 8200 DPI LASER SENSOR
- 32-BIT PROZESSOR & 512KB INTERNER SPEICHER
- VERSTELLBARE & AUUSTAUSCHBARE HANDBALLENAUFLEGE
- RYCKSKIY
- АЛЮМИНИЕВАЯ РАМКА МЫШИ
- ЛАЗЕРНЫЙ СЕНСОР 8200 DPI
- ПРОЦЕССОР 32-БИТ И ВНУТРЕННЯЯ ПАМЯТЬ НА 512КБ
- РЕГУЛИРУЕМЫЕ И МЕНЯЕМЫЕ УПОРЫ ДЛЯ ЛАДОНЕЙ
- ESPAÑOL
- ESTRUCTURA DE MARCO DE ALUMINIO
- SENSOR LASER DE 8200 DPI
- PROCESADOR DE 32-BIT Y MEMORIA 512KB ON-BOARD
- REPOSAMANOS AJUSTABLE E INTERCAMBIABLES
- PORTUGUÉS
- ESTRUTURA DE MOLDURA DE ALUMINIO
- SENSOR LASER DE 8200 DPI
- PROCESSADOR DE 32-BIT E MEMÓRIA 512KB ON-BOARD
- POUSA PALMAS AJUSTÁVEL E INTERCAMBIÁVEIS

EINSTELLBARES GEWICHT

- KNOPLKA OGOŃI I KNOPLKA 45° SNIPER (CHAYPER)
- ПОДДЕРЖКА COUGAR UIX™ & FUSION™ SYSTEM
- КАЛИБРОВКА ВЕСА
- КНОПКА ОГОНЬ И КНОПКА 45° SNIPER (ЧАЙПЕР)
- ПОДДЕРЖКА COUGAR UIX™ & FUSION™ SYSTEM
- PESO AJUSTABLE
- BOTÓN DE DISPARO Y BOTÓN FRANCO-TIRADOR DE 45°
- SOPORTE COUGAR UIX™ & FUSION™ SYSTEM
- PESO AJUSTÁVEL
- BOTÃO DE DISPARO E BOTÃO FRANCO-TIRADOR DE 45°
- SUPORTE COUGAR UIX™ & FUSION™ SYSTEM

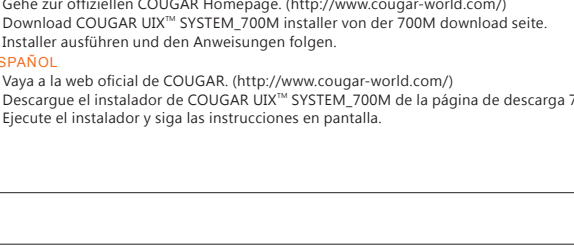
TÜRK

- ALÜMİNYUM ÇERÇEVELİ YAPI
- 8200 DPI LASER ALGILAYICI
- 32-BİT İSLEMCİ & 512KB DAHİLİ BELLEK
- AYARLANABİLİR & YERİ DEĞİŞTİRİLEBİLİR AVUÇLUÇİ BÖLGESİ
- 日本
- アルミフレーム
- 解像度8200 DPI
- 32ビットプロセッサ&512KBオンボードメモリを搭載
- 調整&交換可能なバームレスト
- 한국어
- 알루미늄 프레임 구조
- 8200 DPI 레이저 센서
- 32-비트 프로세서 & 512KB ON-BOARD MEMORY
- 조정가능하고 교환가능한 손목 받침대

AGIRLIK AYARLAMA

- ATEŞLEME BUTONU & 45° EGİMLİ KESKİN NİĞANCI BUTONU
- COUGAR UIX™ & FUSION™ SYSTEM DESTEĞİ
- ウェイト調整
- 連射機能&45°スナイパーボタン
- COUGAR UIX™ & FUSION™ SYSTEM対応
- 무게 조정
- FIRE BUTTON & 45° SNIPER BUTTON
- COUGAR UIX™ & FUSION™ SYSTEM 지원
- 可調節式重量系統
- 火力鍵 & 45° 狙击鍵
- COUGAR UIX™ & FUSION™ SYSTEM 軟件支持

INSTALLATION



- ENGLISH
- 1. Go to COUGAR official website. (<http://www.cougar-world.com/>)
- 2. Download COUGAR UIX™ SYSTEM\_700M installer von der 700M download page.
- 3. Run the installer and follow the on-screen instructions.
- DEUTSCH
- 1. Gehe zur offiziellen COUGAR Homepage. (<http://www.cougar-world.com/>)
- 2. Download COUGAR UIX™ SYSTEM\_700M installer von der 700M download seite.
- 3. Installer ausführen und den Anweisungen folgen.
- ESPAÑOL
- 1. Vaya a la web oficial de COUGAR. (<http://www.cougar-world.com/>)
- 2. Descargue el instalador de COUGAR UIX™ SYSTEM\_700M de la página de descarga 700M.
- 3. Ejecute el instalador y siga las instrucciones en pantalla.

PORTUGUÉS

- 1. Visite o website oficial da COUGAR. (<http://www.cougar-world.com/>)
- 2. Transfira o programa de instalação COUGAR UIX™ SYSTEM\_700M a partir da página de transferência 700M.
- 3. Execute o programa de instalação e siga as instruções mostradas no ecrã.
- РУССКИЙ
- 1. Перейдите на веб-сайт COUGAR. (<http://www.cougar-world.com/>)
- 2. Загрузите программу установки драйвера COUGAR UIX™ SYSTEM\_700M со страницы загрузки для 700M.
- 3. Запустите программу установки и следите инструкциям на экране.
- TÜRK
- 1. COUGAR resmi sitesine gidin. (<http://www.cougar-world.com/>)
- 2. 700M indirime sayfasından COUGAR UIX™ SYSTEM\_700M kurucuyu indirin.
- 3. Kurucuyu çalıştırın ve ekrandaki talimatları izleyin.
- 日本
- 1. COUGAR 公式サイトに移動します。( <http://www.cougar-world.com/> )
- 2. COUGAR 700Mダウンロードページから COUGAR UIX™ SYSTEM\_700Mのインストールをダウンロードします。
- 3. インストーラーを起動し、画面上の指示に従ってインストールしてください。
- 한국어
- 1. COUGAR 공식 웹사이트 (<http://www.cougar-world.com/>)로 이동합니다.
- 2. 700M 다운로드 페이지에서 COUGAR UIX™ SYSTEM\_700M 설치 프로그램을 다운로드합니다.
- 3. 설치 프로그램을 실행하고 화면 지시에 따릅니다.
- 中文
- 1. 进入COUGAR官方网站 (<http://www.cougar-world.com/>)
- 2. 进入700M的下载页面，下载COUGAR UIX™ SYSTEM\_700M
- 3. 执行软件程序安装并按照屏幕上显示的指示

PACKAGES CONTAINS

- COUGAR 700M Gaming Mouse
- COUGAR Sport Palm Rest
- COUGAR Sticker
- User Manual

SYSTEM REQUIREMENTS

- Switching: OMRON gaming switch
- Profile LED backlight: 16.8 million colors
- Frame rate: 12000 FPS
- Maximum tracking speed: 150 IPS
- Maximum acceleration: 30G
- Interface: Golden-plated USB plug
- Cable length: 1.8m Braided
- Dimension: 127(L) X 83(W) X 38(H) mm
- Weight adjusting: 4pcs X 4.5g
- Weight: 130g

GLOBAL WARRANTY POLICY

WARRANTY PERIODS OF COUGAR GAMING DEVICES  
Product : COUGAR 700M gaming mouse  
Warranty : 1 Year  
This warranty gives you specific legal rights. You may also have other rights granted under local law. These rights may vary.  
WARRANTY AGREEMENT  
- If the product has defect in material and manufacture, COUGAR will provide product repair and replacement service within the warranty period.  
- Our warranty service is based on the date of the invoice or warranty card (must be affixed by the store stamp).  
- If you lose the aforementioned evidence, we will apply original shipping date of the product as the beginning date of warranty period. The shipping date will be identified by the product serial number(S/N).  
CONDITIONS WHERE FREE MAINTENANCE IS NOT PROVIDED  
- Any fault or damage caused by natural disasters (including storm, fire, flood, thunder, earthquake, etc).  
- Any fault or damage caused by accidental factors and man-made reasons (including hit, scrape, burn, moving, compression, stain, corrosion, use of inapplicable voltage, computer virus, riot, misuse, malicious damage, etc).  
- Use in an improper operating environment (including high temperature, high humidity, water inflow, etc).  
- Unable to provide the product warranty card, purchase receipt or invoice to prove the product still within the warranty period and the shipping date of the product is out of warranty.  
- The warranty card or product serial number has been altered or its number is hard to identify.  
- The warranty period has expired.

- Any fault or damage caused by non-compliance of regulations stated on the user manual, or improper, rough and careless treatment.
- Any fault or damage caused by use of parts not certified by COUGAR original manufacturer.
- The problem is caused by improper repair or adjustment by a buyer or any manufacturer without authorization from COUGAR original manufacturer.
- The product is not acquired from an authorized distributor of the company or is acquired from illicit sources.
- Paper carton, instruction and other accessories are not warranted.

DISCLAIMERS

COUGAR product is not authorized for use as critical components in life support device or for important application software or malfunction of the product.  
COUGAR is not liable for the death or damage of person or loss of property when product is using as, including but not limited to, medical equipment, military equipment, traffic equipment and disaster prevention system.  
COUGAR's warranty liability is limited to repair, replacement.  
COUGAR is not liable for any damages, expenses, lost data, lost revenues, lost savings, lost profits, or any incidental or consequential damages due to using defect product of COUGAR.  
If you have any question about the warranty, please feel free to contact us.  
Customer support: [service@cougargaming.com](mailto:service@cougargaming.com)

MANUFACTURER CONTACT

Compucase Enterprise Co.,Ltd.  
No. 225, Lane 54, An Ho Road Sec. 2 Tainan, Taiwan, R.O.C.  
Phone: +86-6-356-0606  
Service E-Mail: [service@cougargaming.com](mailto:service@cougargaming.com)

More information you will find at [cougargaming.com](http://cougargaming.com)  
Compucase Enterprise Co.,Ltd.  
All rights reserved.

LEGAL NOTICES

This manual was created by Compucase Enterprise and may not be completely or partially copied, passed on, distributed or stored without written consent by Compucase Enterprise.  
COUGAR® is a registered brand of Compucase Enterprise. Other product and company names mentioned in this documentation may be brands or trademarks of their respective owners.  
Compucase Enterprise reserves the right to make changes concerning the contents of the manual and the technical data of the product without previous announcement.

