



Essential Surge Protector

Modelos P5B-FR, P5B-IT, P5B-SP, P5B-GR y P5B-RS

Muchas gracias por haber comprado el protector contra sobretensiones APC de la serie P5. Por favor, complete y envíe por correo la tarjeta de registro de garantía, o complete el formulario de registro de garantía en línea visitando www.apc.com.

Seguridad

- No instale este dispositivo durante una tormenta eléctrica.
- Únicamente para uso en interiores.
- No instale el protector contra sobretensiones en sitios calientes o excesivamente húmedos.
- No lo utilice con equipos de acuarios.

Instalación

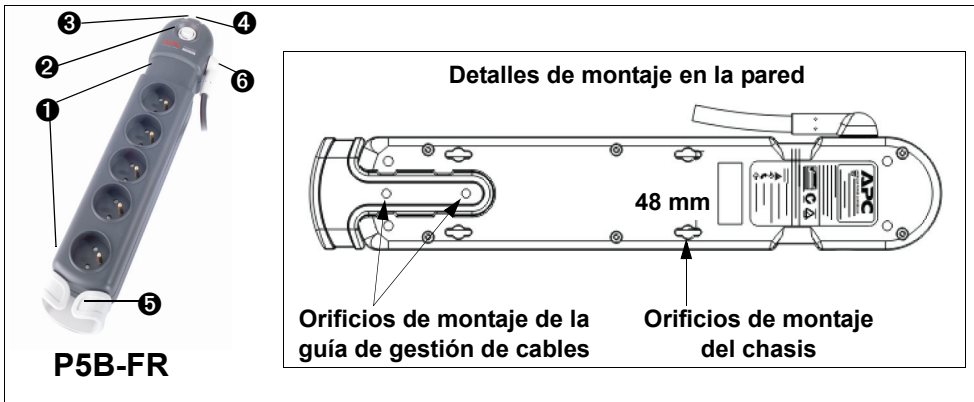
1. Enchufe el protector contra sobretensiones únicamente en una toma con conexión de tierra.
Nota: Antes de enchufar el equipo en el protector contra sobretensiones, compruebe que funcione correctamente.
2. Enchufe el cable de alimentación eléctrica de su ordenador o de cualquier otro equipo eléctrico en una de las tomas del protector contra sobretensiones ❶.
3. Coloque el interruptor ❷ en la posición de encendido.

Indicador de protección – En los modelos P5B-FR, P5B-GR, P5B-RS, P5B-IT y P5B-SP, el indicador de protección ❸ está marcado con la leyenda **220-240V~ 10 A MAX**. Cuando la unidad está enchufada a la red de suministro eléctrico y encendida, el indicador verde de protección se enciende para indicar que el protector contra sobretensiones está activo y protegiendo al equipo conectado contra las sobretensiones eléctricas perjudiciales. Si el indicador no se ilumina cuando la unidad está enchufada y encendida, significa que la unidad está averiada y no está en condiciones de proteger al equipo conectado. En este caso, debe ser devuelta de acuerdo con las instrucciones suministradas por el departamento de Asistencia Técnica de APC.

Indicador de conexión a tierra en buen estado – Cuando el protector contra sobretensiones está enchufado y encendido, el indicador de conexión a tierra en buen estado ❹ se ilumina (verde) para indicar que el enchufe eléctrico está correctamente conectado a tierra. Si el indicador no se ilumina, existe un problema con el cableado del edificio. Para corregir el problema, solicite el servicio técnico de un electricista certificado y cualificado.

Guía de gestión de cables ❺ – Su propósito es mantener los cables de electricidad conectados a la unidad ordenados y organizados. Puede también montarse en la pared junto con el protector contra sobretensiones (vea las instrucciones más adelante).

Aliviador de esfuerzos giratorio ❻ – Permite que el cable de electricidad gire 180° de arriba abajo para prolongar su vida útil y la del protector contra sobretensiones.



Especificaciones

Voltaje nominal de funcionamiento	220-240 V ca, 10 A MAX.
Frecuencia de funcionamiento	50 a 60 Hz
Temperatura de funcionamiento	0 a 40 °C
Humedad relativa de funcionamiento	0 a 95%, sin condensación

Garantía limitada

APC garantiza sus productos contra defectos de materiales y mano de obra, en condiciones normales de uso y servicio por parte del propietario original, durante 30 años a partir de la fecha de compra. Para las unidades compradas y/o utilizadas en países que no formen parte de la Comunidad Europea, el periodo de garantía es de 5 años a partir de la fecha de compra. De acuerdo con esta garantía, la obligación de APC se limita, a su absoluta discreción, a la reparación o sustitución de todo producto defectuoso. Para obtener servicio técnico durante el periodo de garantía, el usuario debe recibir un número de autorización para la devolución de mercancías (RMA), ya sea de APC o de un Centro de Servicio Técnico de APC, junto con los gastos de transporte pagados con anterioridad, una breve descripción del problema y el comprobante de compra con la fecha y el lugar de compra. Esta garantía se aplica únicamente al comprador original.



Essential Surge Protector

Modelos P5B-FR, P5B-IT, P5B-SP, P5B-GR e P5B-RS

Muito obrigado por adquirir o protector contra picos de tensão da série P5 da APC. Por favor preencha o registo da garantia e devolva-nos por correio ou active a sua garantia on-line em www.apc.com/pt.

Segurança

- Não se deve fazer a instalação deste dispositivo durante trovoadas.
- Para a utilização exclusiva em ambientes internos.
- Não instale o protector contra picos de tensão num local quente ou excessivamente húmido.
- Não utilize com equipamentos de aquário.

Instalação

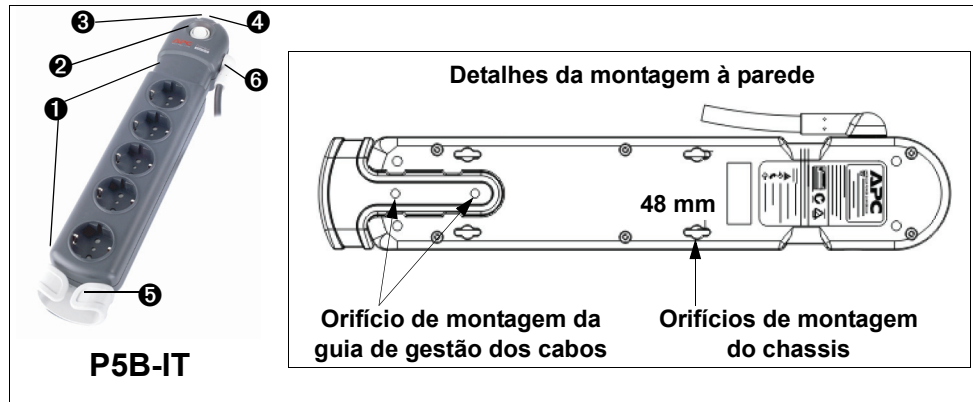
1. Ligue o protector contra picos de tensão apenas a uma tomada com ligação à terra.
Observação: verifique se o equipamento a ser protegido está a funcionar correctamente antes de ligá-lo ao protector contra picos de tensão.
2. Ligue o cabo de alimentação do seu computador e/ou doutros equipamentos eléctricos a uma tomada do protector contra picos de tensão ❶.
3. Posicione o interruptor de alimentação ❷ na posição “ligado” (on).

Indicador de protecção – o indicador de protecção ❸ dos modelos P5B-FR, P5B-GR, P5B-RS, P5B-IT e P5B-SP apresenta a indicação **220-240V~10 A MAX**. Quando a unidade está ligada à tomada e está a receber alimentação, o indicador de protecção verde acende para identificar que o protector contra picos de tensão está em funcionamento. Se o indicador não acender quando a unidade estiver ligada à tomada e estiver a receber alimentação, a unidade sofreu danos e não é capaz de proteger os seus equipamentos. Deverá devolvê-la, como indicam as instruções fornecidas pelo Suporte Técnico da APC.

Indicador de ligação à terra OK – Quando o protector contra picos de tensão está ligado à tomada e está a receber alimentação, o indicador de ligação à terra OK ❹ acende (verde) para mostrar que a tomada fonte da alimentação está adequadamente ligada à terra. Se o indicador de ligação à terra OK não acender, poderá existir algum problema com a cablagem do edifício. Contacte um electricista para verificar e corrigir o eventual problema.

Guia de gestão do cabo ❺ – fornecida para manter organizados os cabos de alimentação que estão ligados à unidade; a guia pode também ser montada à parede com o protector contra picos de tensão (veja abaixo).

Protecção contra torção do cabo de alimentação ❻ – proporciona 180 graus de rotação longitudinal ao cabo de alimentação para aumentar a vida desse cabo e do protector contra picos de tensão.



Especificações

Tensão nominal de funcionamento	220-240 Vac, 10 A MÁX
Frequência de funcionamento	50- 60 Hz
Temperatura de funcionamento	0 a 40 °C
Humidade relativa de funcionamento	0 a 95%, sem condensação

Garantia Limitada

A APC garante, para o proprietário original, e durante 30 anos a partir da data da compra, que seus produtos não apresentam defeitos de materiais ou mão-de-obra em condições normais de utilização e serviço. Para unidades adquiridas e/ou utilizadas em países não pertencentes à União Europeia, a garantia é de 5 anos a partir da data de aquisição. As obrigações da APC por força desta garantia limitam-se à reparação ou à substituição, ao seu exclusivo critério, de quaisquer produtos defeituosos sob tais condições. Para obter serviços fora da garantia, deve-se obter um número de Autorização de Devolução de Material (RMA, ou *Returned Material Authorization*) da APC ou de um Centro de Atendimento da APC, com os custos de transporte pré-pagos, e devem acompanhar a unidade uma breve descrição do problema e o comprovativo da data e do local da compra. A presente garantia aplica-se apenas ao comprador original.



Essential Surge Protector

Модели P5B-FR, P5B-IT, P5B-SP, P5B-GR и P5B-RS

Спасибо за то, что Вы решили приобрести сетевой фильтр для защиты от скачков напряжения серии P5 производства компании APC. Пожалуйста, заполните и отправьте нам по почте «Регистрационную гарантийную карту» или заполните «Регистрационную гарантийную форму» в Интернет по адресу: www.apc.com

Меры предосторожности

- Не устанавливайте этот прибор во время грозы.
- Прибор предназначен для применения только в помещениях.
- Не устанавливайте прибор в помещениях с повышенной температурой и влажностью.
- Не используйте с аквариумным оборудованием.

Установка

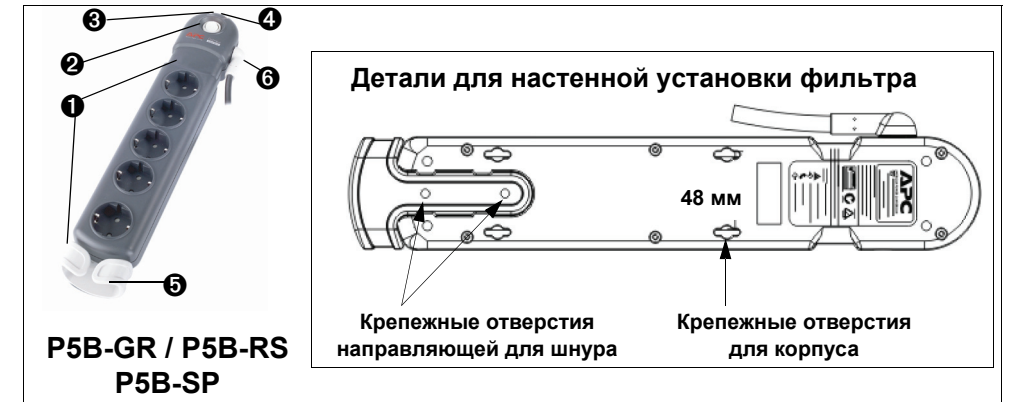
1. Подключите сетевой фильтр для защиты от скачков напряжения к заземленной розетке.
Примечание: Перед подключением к сетевому фильтру убедитесь, что подлежащий защите прибор находится в исправном состоянии.
2. Вставьте шнур электропитания компьютера и (или) иного электрического прибора в розетку сетевого фильтра для защиты от скачков напряжения ❶.
3. Переведите сетевой выключатель ❷ во включенное положение.

Индикатор защиты – На индикаторах защиты ❸ моделей P5B-FR, P5B-GR, P5B-RS, P5B-IT и P5B-SP стоит маркировка **220-240V~ 10 A MAX**. При включении сетевого выключателя подсоединенного к розетке прибора загорается зеленая лампочка индикатора защиты, которая показывает, что сетевой фильтр готов к защите приборов от опасных скачков напряжения. Если при включении сетевого выключателя подсоединенного к розетке прибора этот индикатор не горит, значит прибор поврежден и более не может обеспечивать защиту Вашему оборудованию. В этом случае прибор необходимо вернуть изготовителю в соответствии с инструкциями Службы технической поддержки компании APC (APC Technical Support).

Индикатор замыкания на землю – При включении сетевого выключателя подсоединенного к розетке фильтра для защиты от скачков напряжения загорается (зеленая) лампочка индикатора замыкания на землю ❹, показывая, что источник питания заземлен должным образом. Если индикатор замыкания на землю не включается, значит электропроводка здания не в порядке. Для устранения этой проблемы пригласите квалифицированного электрика, имеющего право на выполнение таких работ.

Направляющая для шнура ❺ – обеспечивает точное и упорядоченное подключение шнуров питания к прибору; может быть установлена на стене вместе с сетевым фильтром (см. ниже).

Приспособление для снижения натяжения шнура ❻ – обеспечивает вращение шнура питания на 180 градусов в зависимости от положения прибора, что способствует продлению срока службы шнура и сетевого фильтра.



Технические характеристики

Номинальное рабочее напряжение	220-240 Вт, 10 А макс.
Рабочая частота	50-60 Гц
Рабочая температура	0 - 40 °C
Рабочий уровень относительной (неконденсирующей) влажности	0 - 95%
Соответствие стандартам техники безопасности	P5B-RS: CE & GOST

Ограниченная гарантия

APC гарантирует отсутствие у своей продукции дефектов материалов и качества выполнения работ при нормальном использовании/обслуживании изначальным владельцем в течение 30 лет со дня приобретения. Для устройств, приобретенных и/или используемых в странах, не входящих в ЕС, гарантийный период составляет 5 лет со дня приобретения. Обязанности компании APC по настоящей гарантии ограничены ремонтом или, по выбору компании, заменой любых продуктов с указанными дефектами. Для гарантийного обслуживания Вам необходимо получить у APC или в Центре технического обслуживания APC номер «Разрешения на возврат материалов» (Returned Material Authorization или RMA) с уплаченными заранее транспортными расходами и приложить краткое описание возникшей проблемы, а также документы, подтверждающие дату и место покупки. Настоящая гарантия распространяется только на первичных покупателей.

THIS POLICY IS NOT A WARRANTY. REFER TO APC LIMITED WARRANTY FOR INFORMATION CONCERNING THE WARRANTY FOR YOUR APC PRODUCT. THE LIMITATIONS AND CONDITIONS CONTAINED IN THIS POICY DO NOT AFFECT THE TERMS OF THE WARRANTY.

"Equipment Protection Policy"

The policy is valid in all European Union state members. It is also valid in Norway, Switzerland, Iceland, and Liechtenstein. If your electronic equipment is damaged by power line transients on an AC power line (230V – see Note below) while directly and properly connected to a standard APC product covered by the Equipment Protection Policy ("connected equipment"), and if all the remaining conditions specified below are met, APC will, at APC's sole option, during the period specified below only, replace the APC product and either a) pay for the repair of the connected equipment or b) reimburse you for the fair market value, as determined by the then current price list of the Boston Computer Exchange (or equivalent), of the connected equipment, in an amount not to exceed the dollar limits stated below, if APC determines that the damage was caused by the failure of the APC product to protect against power line transients and/or where applicable, telephone or CATV (Cable Television) line transients. Power line transients that APC products have been designed to protect against, as recognized by industry standards, include spikes and surges on AC power lines. Protection from telephone line transients applies only to APC products which offer modem or fax line protection, and in cases in which such protection is available, telephone service equipment must include a properly installed and operating "primary protection" device at the service entrance (such devices are normally added during telephone installation) in order to be covered for telephone line transients. Protection of CATV connected equipment from transients applies only to APC products which offer such protection, and in such cases, the CATV service must be properly grounded according to the codes set forth in the all applicable national and local electrical and safety codes in order to be covered for CATV transients.

"Data Recovery Policy"

If data is lost from the hard drive in the protected computer due to a malfunction of a properly connected APC product, APC will, at its sole discretion, provide data recovery services from Ontrack® data recovery labs. This warranty will be offered to customers to the extent commercially reasonable, as determined by APC at its sole discretion. Ontrack will make every commercially reasonable effort to retrieve customer data, however, due to the nature of data loss, recovery is not guaranteed. The data recovery warranty is available on all APC products mentioned in the chart that follows with the exception of APC's Basic Surge Protector models. Data recovery is limited to physical hard drives within protected computing equipment. Expressly excluded from this warranty are any type of external storage devices.

APC reserves the right to determine whether the damage to the connected equipment is due to APC product failure by requesting that damaged equipment be sent to APC for inspection. This policy is in excess of, and applies only to the extent necessary beyond, any coverage for the connected equipment provided by other sources, including, but not limited to, any manufacturer's warranty, and any extended warranty coverage.

Equipment Protection Policy Dollar and Period Limits:

For customers that meet the qualifications and conditions set forth in this policy, APC will provide reimbursements (cost of repair or fair market value) during the period limits and up to the dollar limit stated as follows:

Product	Amount	Period
P5B-FR, P5B-IT, P5B-SP, and P5B-GR	35,000 GBP/50,000 Euros	Lifetime

Note: "Lifetime" period is the life of the product while owned by the original purchaser ("you" or "purchaser"). Other period limitations are from the date of purchase.

Eligibility for coverage under the Equipment Protection Policy:

- You must register the product by returning to APC the warranty card provided with the product within 10 days of purchase. All information must be filled in, and you should retain a copy for your records.
- All connected equipment must have a CE mark.
- The APC product must be plugged into properly wired and grounded outlets; no extension cords, adapters, other ground wires, or electrical connections may be used, with the sole exception of other standard APC 230V products. The installation must not include power protection products by any manufacturer other than APC. The installation must comply with all applicable local electrical and safety codes.
- Any claim under the Equipment Protection Policy must be made within 10 days of the day of alleged damage to the connected equipment.
- The Equipment Protection Policy covers only those product models listed above and is valid in all European Union state members, as well as Norway, Switzerland, Iceland, and Liechtenstein.

What is not covered under the Equipment Protection Policy:

- DAMAGE TO ELECTRONIC EQUIPMENT RESULTING FROM TRANSIENTS ON DATA LINES IS NOT COVERED.
- Restoration of lost data and reinstallation of software are not covered.
- This policy does not cover damage from a cause other than AC power line transients, except for damage due to telephone line or CATV transients, which is covered only if the APC product offers such protection.
- DAMAGE CAUSED BY FAILURE TO PROVIDE A SUITABLE INSTALLATION ENVIRONMENT FOR THE PRODUCT (INCLUDING, BUT NOT LIMITED TO, LACK OF A PROPER SAFETY GROUND).
- Damage caused by the use of the APC product for purposes other than those for which it was designed.
- Damage caused by accidents, or disasters such as fire, flood, or wind.
- Damage caused by abuse, misuse, alteration, modification, or negligence.
- This policy is null and void if, in APC's view, the APC product has been tampered with or altered in any way.
- EXCEPT AS EXPRESSLY PROVIDED IN THIS POLICY, IN NO CASE SHALL APC BE LIABLE UNDER THE TERMS OF THIS POLICY FOR ANY DAMAGES WHATSOEVER, INCLUDING, BUT NOT LIMITED TO, DIRECT, INDIRECT, SPECIAL, INCIDENTAL, CONSEQUENTIAL, OR MULTIPLE DAMAGES ARISING OUT OF THE USE OF THE APC PRODUCT OR DAMAGE TO THE CONNECTED EQUIPMENT, REGARDLESS OF THE LEGAL THEORY ON WHICH SUCH CLAIM IS BASED, EVEN IF ADVISED OF THE POSSIBILITY OF SUCH DAMAGE. SUCH DAMAGES INCLUDE BUT ARE NOT LIMITED TO, LOSS OF PROFITS, LOSS OF SAVINGS OR REVENUE, LOSS OF USE OF THE APC PRODUCT OR THE CONNECTED EQUIPMENT OR ANY ASSOCIATED EQUIPMENT, LOSS OF SOFTWARE, COST OF CAPITAL, COST OF ANY SUBSTITUTE EQUIPMENT, FACILITIES OR SERVICES, DOWNTIME, THE CLAIMS OF THIRD PARTIES, INCLUDING CUSTOMERS, AND INJURY TO PROPERTY.

Submitting an Equipment Protection Policy Claim:

- If all of the conditions for coverage are satisfied, call the APC customer service department (see list at the end of the document for respective phone numbers) and obtain an EPP RMA (Equipment Protection Policy Returned Material Authorization) number. APC will forward you an Equipment Protection Policy claim form, which must be completed and filed within 30 days.
- Mark the Equipment Protection Policy RMA number on the product you are returning.
- Pack the APC product in its original packaging (or request packing materials from APC if the packaging has been discarded). Enclose the completed Equipment Policy claim form and a copy of your sales receipt for the APC product in box.
- Mark the EPP RMA number clearly on the outside of box.
- Ship the product (one way shipping charges paid by you) to:
American Power Conversion, Technical Support, Ballybrit Business Park, Galway, Ireland
Tel. +353 91 702000.
- APC will evaluate the product to determine its level of functionality, and will examine the product for evidence of damage from AC line transients (telephone line or CATV transients, if applicable). (A) If APC's evaluation provides no evidence of damage from power line transients (telephone line or CATV transients, if applicable), APC will send to the customer (i) a report summarizing the tests performed and (ii) a rejection of claim notice. (B) If the APC product shows evidence of damage from power line transients (telephone line or CATV transients, if applicable), APC will request that all connected equipment for which an Equipment Protection Policy claim has been submitted, be sent for evaluation to either APC or an authorized service center. If it is determined that the connected equipment has been damaged from AC power line transients (telephone line or CATV transients, if applicable), APC will, in its discretion, either authorize you to have the equipment repaired or reimburse you for the fair market value of the damaged equipment, up to the dollar limits stated above.
- If you are authorized by APC to have the connected equipment repaired, the repair must be performed at a service center that is authorized by the manufacturer of the connected equipment. APC reserves the right to contact the authorized service centre directly to discuss repair costs and damage to the connected equipment to determine if it was caused by AC power line transients (telephone line or CATV transients, if applicable) and the right to request that the service centre forward the connected equipment or components to APC for inspection.
- APC will, after determining that the damage was caused by the failure of the APC product to protect against AC power line transients (telephone line or CATV transients, if applicable), issue payment to you, in its sole discretion, for either costs of repair of the fair market value of the connected equipment, up to the dollar limits stated above. APC reserves the right to require you to transfer title and deliver the connected equipment to APC if it chooses to reimburse you for the fair market value of the connected equipment.
- Unless modified in a writing signed by APC and you, the terms of this policy are understood to be the complete and exclusive agreement between the parties, superseding all prior agreements, oral and written, and all other communications between the parties relating to the subject matter of this agreement. No employee of APC or any other party is authorized to make any representations beyond those made in this agreement concerning the Equipment Protection Policy.



EC Declaration of Conformity

2004
Date of product declaration

We, the undersigned, declare under our sole responsibility that the equipment specified below conforms to the following standards and directives:

Harmonized Standards: IEC 60884; IEC 61643-1:1998+A1:2001; IEC 61643-11:2002

Applicable Council Directives: 73/23/EEC

Type of Equipment: Surge Protector

Model Numbers: P5B-FR; P5B-IT; P5B-SP; P5B-GR

Manufacturers:

American Power Conversion Ballybritt Business Park Galway, Ireland	American Power Conversion 2nd Street PEZA, Cavite Economic Zone Rosario, Cavite Philippines	APC (Suzhou) UPS Co., Ltd 339 Suhong Zhong Lu Suzhou Industrial Park Suzhou Jiangsu 215021 P. R. China
American Power Conversion Breaffy Rd. Castlebar Co Mayo, Ireland	American Power Conversion Lot 10, Block 16, Phase 4 PEZA, Rosario, Cavite Philippines	APC Power Infrastructure Co., Ltd 1678, Ji Xian Road, Tong An Xiamen, P. R. China 361100
American Power Conversion 132 Fairgrounds Rd. West Kingston, RI 02892 USA	American Power Conversion Lot 3, Block 14, Phase 3 PEZA, Rosario, Cavite Philippines	
American Power Conversion 1600 Division Rd. West Warwick, RI 02892 USA	APC Brazil LTDA. Al. Xingu, 850 Barueri Alphaville/Sao Paulo 06455-030 Brazil	

American Power Conversion
132 Fairgrounds Rd.
West Kingston, RI 02892 USA

American Power Conversion
1600 Division Rd.
West Warwick, RI 02892 USA

American Power Conversion
40 Catamore Blvd.
East Providence, RI 02914 USA

APC India Pvt. Ltd.
187/3, 188/3, Jigani Industrial Area, Jigani
Bangalore, 562106
Karnataka
India

Importer: American Power Conversion (A. P. C.) b. v.
Ballybritt Business Park
Galway, Ireland

Place: Galway, Ireland **Ray S. Ballard, Managing Director, Europe**

Ray S. Ballard **5 Jan 04**

990-1963

Entire contents copyright 2007 American Power Conversion Corporation. All rights reserved. Reproduction in whole or in part without permission is prohibited. APC, the APC logo, and Back-UPS are trademarks of American Power Conversion Corporation. All other trademarks, product names, and corporate names are the property of their respective owners and are used for informational purposes only.