



## PHILIPS

### 4 Straighten your hair

Notes

- Always select a lower setting when you use the straightener for the first time.
- Use the straightener only when your hair is dry.
- Always use the recommended speed to heat protection products when straightening.
- Connect the plug to a power supply and remove the storage case.
- Slide and hold the **On/Off** ( ) until the LCD screen lights up.
- The default temperature setting is displayed on the LCD screen.

3 Rotate the temperature control dial or on/off-division ( ) to select a suitable temperature setting for your hair. Note: It is not recommended to regularly use temperature above 200°C to avoid damage to your hair.

Hair Type	Temperature Setting
Coarse, curly/hair-to-straighten	Mid to High (180°C and above)
Medium, straight or softly wavy	Low to Mid (120°C to 180°C)
Fine, thin, bleached or color-treated	Low (Below 150°C)

When the heating plates are heating up, the temperature digits will blink.

When the heating plates have reached the selected temperature, the temperature digits stop blinking.

If the appliance is powered on, it automatically and continuously reduces the output ( ) if you stop using it for 30 seconds.

Specifications are subject to change without notice  
© 2013 Koninklijke Philips Electronics N.V.  
All rights reserved.

3140.035.36781

English

Configuration on your purchase and refers to Philips' liability for the product. For more information, please refer to your local Philips dealer.

### 1 Important

Read this user manual carefully before you use the appliance and keep it for future reference.

**WARNING: Do not use this appliance near water.**

When the appliance is used in a bathroom, unplugging it after use since the proximity of water presents a risk, even when the appliance is switched off.

**WARNING: Do not use this appliance near bathtubs, showers, basins or other vessels containing water.**

Always unplug the appliance after use.

If the mains cord is damaged, you must have it replaced by Philips, a service centre authorised by Philips or similarly qualified persons in order to avoid a hazard.

This appliance can be used by children aged from 8 years and above and persons with reduced physical, sensory or mental capabilities or lack of experience and knowledge if they have been given supervision or instruction concerning use of the appliance in a safe way and understand the hazards involved. Children shall not play with the appliance. Cleaning and user maintenance shall not be made by children without supervision.

Before you connect the appliance, ensure that the voltage indicated on the appliance corresponds to the local power voltage.

Do not use the appliance for any other purpose than described in this manual.

When the appliance is connected to a power supply, never leave it unattended.

Never use any accessories or parts from other manufacturers or that Philips does not specifically recommend. If you use such accessories or parts, your guarantee becomes invalid.

Do not wind the power cord round the appliance.

Wait until the appliance has cooled down completely before you store it.

Pay full attention when using the appliance since it could be extremely hot. Only hold the handle or other parts which do not avoid contact with the skin.

Always place the appliance with the stand on a heat-resistant, stable flat surface. The hot heating plates should never touch the surface or other flammable material.

Avoid the mains cord from coming into contact with the hot parts of the appliance.

Keep the appliance away from flammable objects and material when it is switched on.

Never cover the appliance with anything (e.g. a towel or clothing) when it is hot.

Only use the appliance on dry hair. Do not operate the appliance with wet hair.

Keep the heating plates clean and free of dust and styling products such as mousse, spray and gel. Never use the appliance in combination with styling products.

The heating plates has titanium coating. This coating might slowly wear away over time. However, this does not affect the performance of the appliance.

If the appliance is used on color-treated hair, the heating plates may be stained. Before using it on artificial hair, always consult your distributor.

Always return the appliance to a service centre authorized by Philips for repair or examination or repair. Repair by unqualified persons could result in an extremely hazardous situation for the user.

Do not insert metal objects into openings to avoid electric shock.

### Electromagnetic fields (EMF)

The appliance complies with all standards regarding electromagnetic fields (EMF). If handled properly and according to the instructions in this user manual, the appliance is safe to use based on scientific evidence available today.

### Environment

Your product is designed and manufactured with high quality materials and components, which can be recycled and reused when the product is no longer needed. Please refer to the instructions on how to recycle your product. Philips is committed to environmental protection and the development of products that are easy to recycle.

Please inform yourself about the local separate collection system for electric products.

Please act according to your local rules and do not dispose of your old product with your normal household waste. The correct disposal of your old product will help prevent potential negative consequences for the environment and human health.

### 2 Introduction

The Philips Pro range has been developed to offer you the best performance, while perfectly taking care of your hair. We have been working together with leading stylists to learn what makes a professional for consumers and to develop products accordingly. The Philips Pro straightener offers the best a straightener: never heating together with styling plates to learn what makes a professional for consumers and to develop products accordingly. The Philips Pro straightener offers the best a straightener: never heating together with styling plates to learn what makes a professional for consumers and to develop products accordingly.

The Philips Pro straightener offers the best a straightener: never heating together with styling plates to learn what makes a professional for consumers and to develop products accordingly.

The Philips Pro straightener offers the best a straightener: never heating together with styling plates to learn what makes a professional for consumers and to develop products accordingly.

The Philips Pro straightener offers the best a straightener: never heating together with styling plates to learn what makes a professional for consumers and to develop products accordingly.

The Philips Pro straightener offers the best a straightener: never heating together with styling plates to learn what makes a professional for consumers and to develop products accordingly.

The Philips Pro straightener offers the best a straightener: never heating together with styling plates to learn what makes a professional for consumers and to develop products accordingly.

The Philips Pro straightener offers the best a straightener: never heating together with styling plates to learn what makes a professional for consumers and to develop products accordingly.

The Philips Pro straightener offers the best a straightener: never heating together with styling plates to learn what makes a professional for consumers and to develop products accordingly.

The Philips Pro straightener offers the best a straightener: never heating together with styling plates to learn what makes a professional for consumers and to develop products accordingly.

The Philips Pro straightener offers the best a straightener: never heating together with styling plates to learn what makes a professional for consumers and to develop products accordingly.

The Philips Pro straightener offers the best a straightener: never heating together with styling plates to learn what makes a professional for consumers and to develop products accordingly.

The Philips Pro straightener offers the best a straightener: never heating together with styling plates to learn what makes a professional for consumers and to develop products accordingly.

The Philips Pro straightener offers the best a straightener: never heating together with styling plates to learn what makes a professional for consumers and to develop products accordingly.

The Philips Pro straightener offers the best a straightener: never heating together with styling plates to learn what makes a professional for consumers and to develop products accordingly.

The Philips Pro straightener offers the best a straightener: never heating together with styling plates to learn what makes a professional for consumers and to develop products accordingly.

The Philips Pro straightener offers the best a straightener: never heating together with styling plates to learn what makes a professional for consumers and to develop products accordingly.

The Philips Pro straightener offers the best a straightener: never heating together with styling plates to learn what makes a professional for consumers and to develop products accordingly.

The Philips Pro straightener offers the best a straightener: never heating together with styling plates to learn what makes a professional for consumers and to develop products accordingly.

The Philips Pro straightener offers the best a straightener: never heating together with styling plates to learn what makes a professional for consumers and to develop products accordingly.

The Philips Pro straightener offers the best a straightener: never heating together with styling plates to learn what makes a professional for consumers and to develop products accordingly.

The Philips Pro straightener offers the best a straightener: never heating together with styling plates to learn what makes a professional for consumers and to develop products accordingly.

The Philips Pro straightener offers the best a straightener: never heating together with styling plates to learn what makes a professional for consumers and to develop products accordingly.

The Philips Pro straightener offers the best a straightener: never heating together with styling plates to learn what makes a professional for consumers and to develop products accordingly.

The Philips Pro straightener offers the best a straightener: never heating together with styling plates to learn what makes a professional for consumers and to develop products accordingly.

The Philips Pro straightener offers the best a straightener: never heating together with styling plates to learn what makes a professional for consumers and to develop products accordingly.

The Philips Pro straightener offers the best a straightener: never heating together with styling plates to learn what makes a professional for consumers and to develop products accordingly.

The Philips Pro straightener offers the best a straightener: never heating together with styling plates to learn what makes a professional for consumers and to develop products accordingly.

The Philips Pro straightener offers the best a straightener: never heating together with styling plates to learn what makes a professional for consumers and to develop products accordingly.

The Philips Pro straightener offers the best a straightener: never heating together with styling plates to learn what makes a professional for consumers and to develop products accordingly.

The Philips Pro straightener offers the best a straightener: never heating together with styling plates to learn what makes a professional for consumers and to develop products accordingly.

The Philips Pro straightener offers the best a straightener: never heating together with styling plates to learn what makes a professional for consumers and to develop products accordingly.

The Philips Pro straightener offers the best a straightener: never heating together with styling plates to learn what makes a professional for consumers and to develop products accordingly.

The Philips Pro straightener offers the best a straightener: never heating together with styling plates to learn what makes a professional for consumers and to develop products accordingly.

The Philips Pro straightener offers the best a straightener: never heating together with styling plates to learn what makes a professional for consumers and to develop products accordingly.

The Philips Pro straightener offers the best a straightener: never heating together with styling plates to learn what makes a professional for consumers and to develop products accordingly.

The Philips Pro straightener offers the best a straightener: never heating together with styling plates to learn what makes a professional for consumers and to develop products accordingly.

The Philips Pro straightener offers the best a straightener: never heating together with styling plates to learn what makes a professional for consumers and to develop products accordingly.

The Philips Pro straightener offers the best a straightener: never heating together with styling plates to learn what makes a professional for consumers and to develop products accordingly.

The Philips Pro straightener offers the best a straightener: never heating together with styling plates to learn what makes a professional for consumers and to develop products accordingly.

The Philips Pro straightener offers the best a straightener: never heating together with styling plates to learn what makes a professional for consumers and to develop products accordingly.

The Philips Pro straightener offers the best a straightener: never heating together with styling plates to learn what makes a professional for consumers and to develop products accordingly.

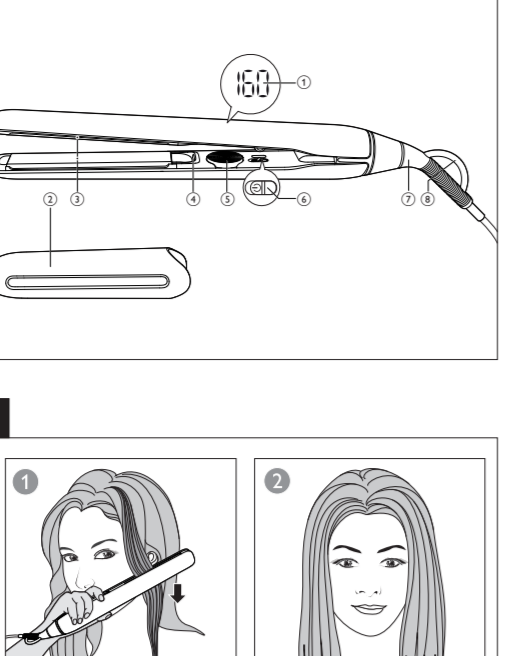
The Philips Pro straightener offers the best a straightener: never heating together with styling plates to learn what makes a professional for consumers and to develop products accordingly.

The Philips Pro straightener offers the best a straightener: never heating together with styling plates to learn what makes a professional for consumers and to develop products accordingly.

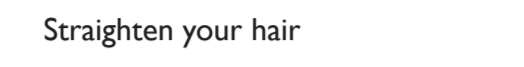
The Philips Pro straightener offers the best a straightener: never heating together with styling plates to learn what makes a professional for consumers and to develop products accordingly.

The Philips Pro straightener offers the best a straightener: never heating together with styling plates to learn what makes a professional for consumers and to develop products accordingly.

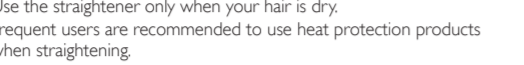
### 1



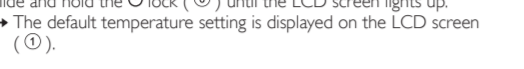
### 2




### 3




### 4



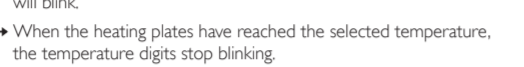
### 5



### 6



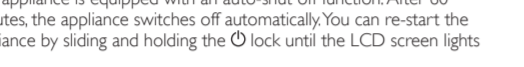
### 7



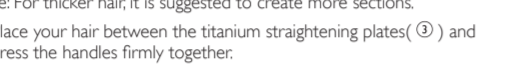
### 8



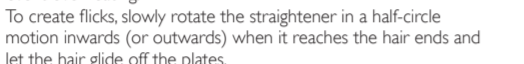
### 9



### 10



### 11



### 12



### 13



### 14



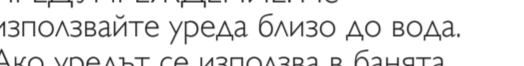
### 15



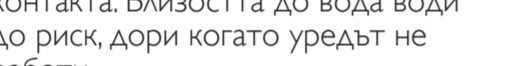
### 16



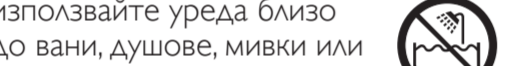
### 17



### 18



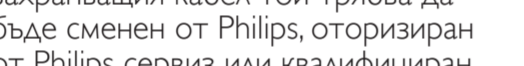
### 19



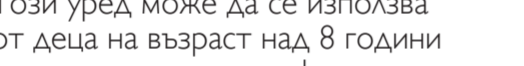
### 20



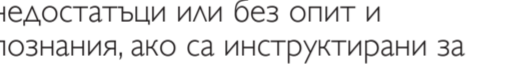
### 21



### 22



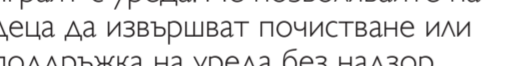
### 23



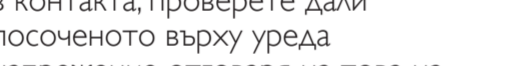
### 24




### 25



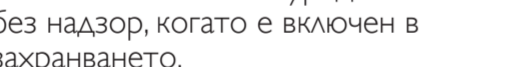
### 26



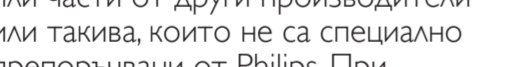
### 27



### 28



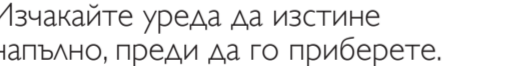
### 29



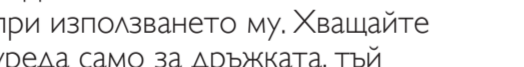
### 30



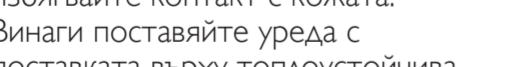
### 31



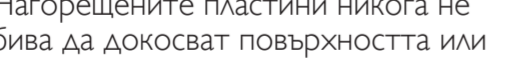
### 32



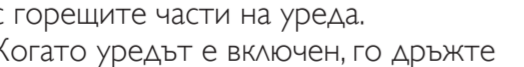
### 33



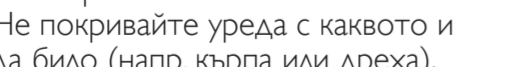
### 34



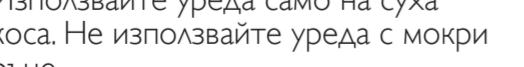
### 35



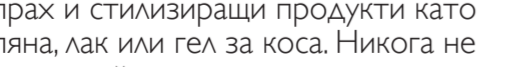
### 36



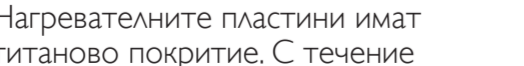
### 37



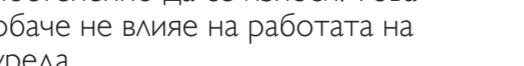
### 38



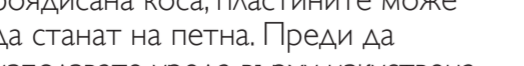
### 39



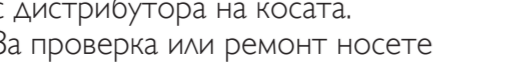
### 40



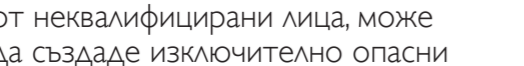
### 41



### 42



### 43



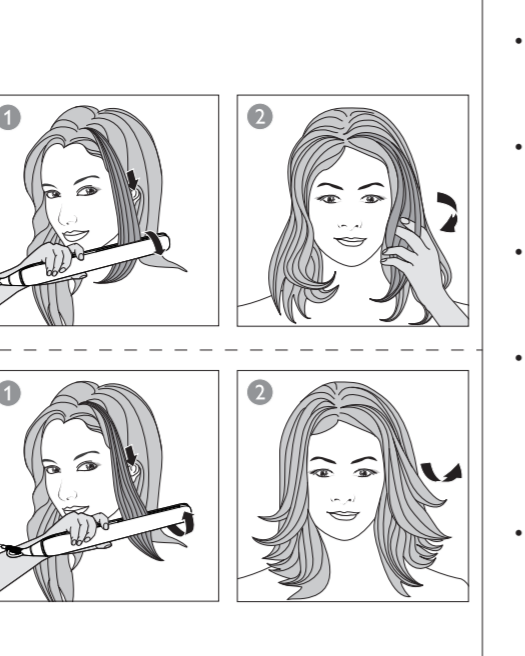
### 44



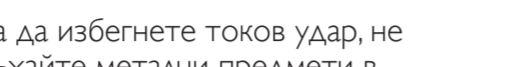
### 45



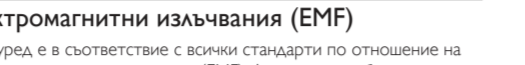
### 1



### 2



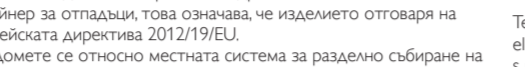
### 3



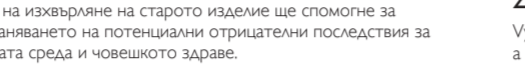
### 4



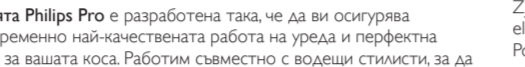
### 5



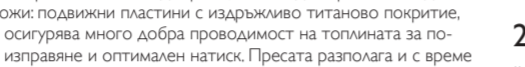
### 6



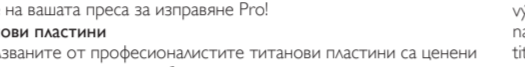
### 7



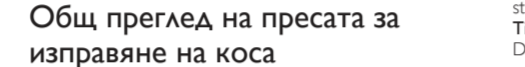
### 8



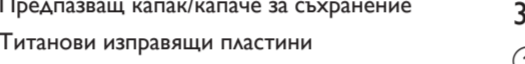
### 9



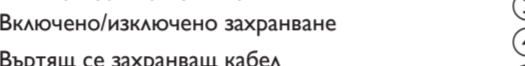
### 10



### 11



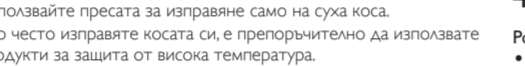
### 12



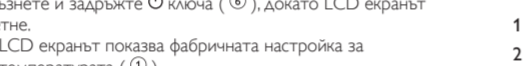
### 13



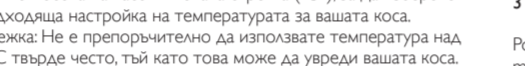
### 14



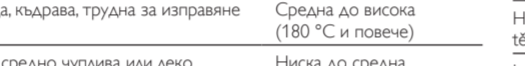
### 15



### 16



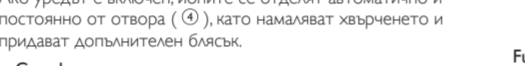
### 17



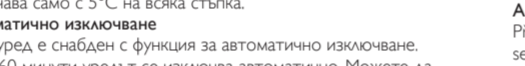
### 18



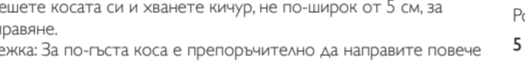
### 19



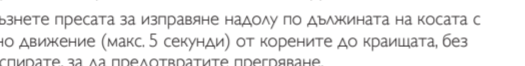
### 20



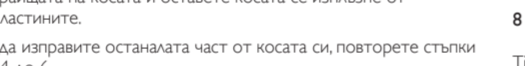
### 21



### 22



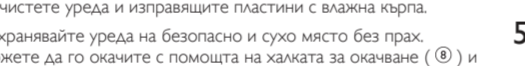
### 23



### 24



### 25



###

