

CONGRATULATIONS

You are now the proud owner of a ROCCAT™ Kulo, an exceptional virtual 7.1 headset that combines low weight, maximum comfort and stunning sound. Extra soft earcup and headband padding, made from skin-friendly materials, permits hours of tireless gaming. What's more, the long cable, which is routed to one side, makes the headset even more of a pleasure to wear.

Premium 7.1 surround sound

The Kulo features 2 powerful 40mm neodymium magnet drivers with a high-quality Mylar® membrane. In combination with the exceptional design, these guarantee stunning surround sound in any situation – whether in-game, watching movies or listening to music.

Noise-shielding earcups + microphone

The special on-ear design, and the use of special materials, passively shields out noises while offering maximum comfort. The microphone also features passive noise filtering for crystal clear communication free from background noises.

Ultra lightweight, flexible & solid

When designing the ROCCAT™ Kulo, particular attention was paid to selecting lightweight yet high-grade materials for a beautiful finish. Among other things, this makes the solid, metal-reinforced headband amazingly flexible plus ultra lightweight at the same time.



SPECIFICATIONS

PACKAGE CONTAINS

- ROCCAT™ Kulo – Virtual 7.1 Gaming Headset
- ROCCAT™ Kulo – Virtual 7.1 USB Sound Card
- ROCCAT ID Card
- Quick Install Guide

SYSTEM REQUIREMENTS

- Windows® XP 32 bit/Vista® 32/64 bit, Windows® 7 32/64 bit
- Internet connection (for driver download)
- USB 2.0 port

TECH SPECS: HEADSET

- frequency response: 20~20.000Hz
- impedance: 50Ω ± 15%
- sensitivity at 1KHz: 102dB ± 3dB
- max. output: 80mW
- driver diameter: 40mm
- driver magnets: Neodymium
- driver membrane: Mylar®
- weight: 178g w/o cable
- connection: 2 x 3.5mm
- cable length: 2.5m

TECH SPECS: MICROPHONE

- frequency response: 50~18.000Hz
- sensitivity: -40 ± 3dB
- signal-to-noise ratio: 50dB
- impedance: 2.2KΩ
- directivity: omni-directional
- type: noise canceling

TECH SPECS: SOUND CARD (STEREO, VIRTUAL 7.1)

- sampling rate: 48K/44.1KHz
- connection: USB 2.0
- jacks: 2 x 3.5mm



QUICK INSTALLATION GUIDE

IMPORTANT DOCUMENT

© 2011 ROCCAT GmbH. All rights reserved. Any product names mentioned in this manual may be trademarks or registered trademarks and are the property of their respective owners. Information contained herein is subject to change without notice. ROCCAT GmbH shall not be liable for any errors that may appear in this manual. This publication or parts of it may not be reproduced without the express consent of the publisher.

FACEBOOK.COM/ROCCAT
JOIN US NOW


ROCCAT GmbH
Otto von Bahrenpark
Gasstrasse 6b, Building N
22761 Hamburg, Germany

WWW.ROCCAT.ORG/SUPPORT

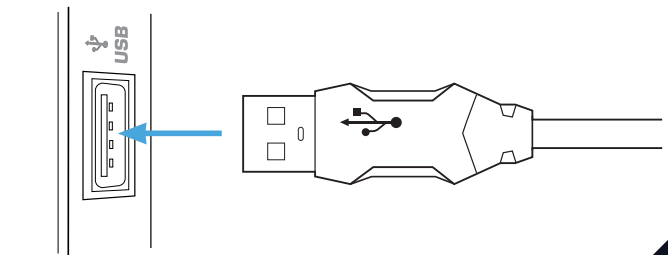
Should you need assistance ...
Our support team will help you with any technical problems – just send us an email (support@roccat.org) or visit our website:



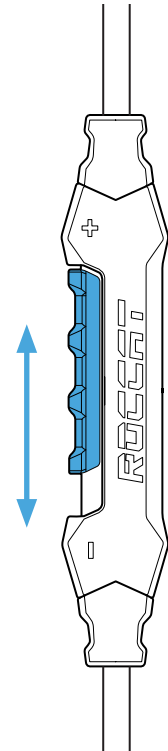
1 SOUND CARD CONNECTION



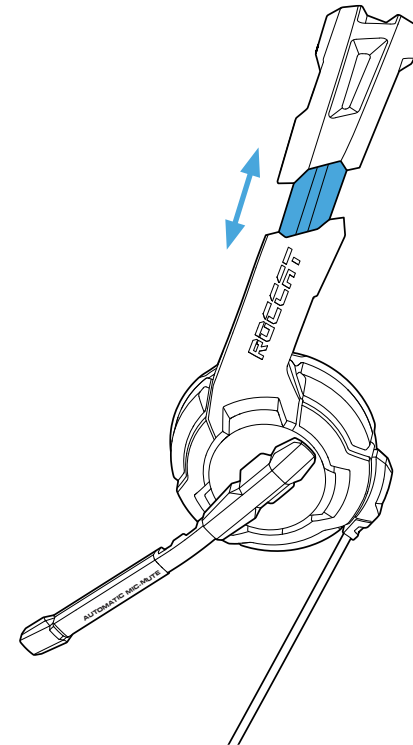
2 CONNECTING TO COMPUTER (USB)



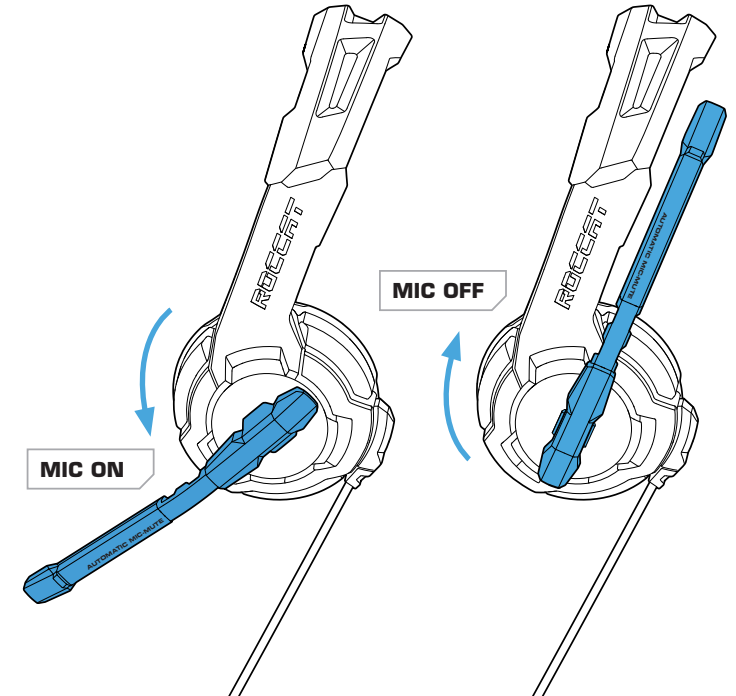
3 VOLUME CONTROL



4 HEIGHT ADJUSTMENT



5 AUTOMATIC MIC-MUTE



EN

Please note

To experience virtual 7.1 surround sound please download the latest driver at www.roccat.org.

Radio interference

Operation of the device (the devices) may be affected by strong static, electrical or high-frequency fields (radio installations, mobile telephones, microwave discharges). If this occurs, try increasing the distance between the devices that are causing interference.

Damage to hearing

High volume levels may cause damage to hearing. Avoid listening to audio at too high a volume, especially for extended periods, and check the volume level that has been set on the volume control each time before the product is used.

DE

Hinweis

Erlebe den virtuellen 7.1 Surround Sound und lade dir dazu den aktuellsten Treiber auf www.roccat.org herunter.

Funkstörungen

Unter Einwirkung von starken statischen, elektrischen oder hochfrequenten Feldern (Funkanlagen, Mobiltelefonen, Mikrowellenladungen) kann es zu Funktionsbeeinträchtigungen des Gerätes (der Geräte) kommen. Versuchen Sie in diesem Fall, die Distanz zu den störenden Geräten zu vergrößern.

Hörschäden

Hohe Lautstärke kann Hörschäden verursachen. Vermeiden Sie zu hohe Lautstärke, besonders über einen längeren Zeitraum und prüfen Sie vor jeder Verwendung die am Lautstärkeregel eingestellte Lautstärke.

ES

Observación

Disfruta del sonido envolvente virtual 7.1 y bájate el controlador más actual de www.roccat.org.

Interferencias

Bajo los efectos de fuertes campos eléctricos, estáticos o de alta frecuencia (emisores, teléfonos inalámbricos y móviles, descargas de microondas) pueden aparecer señales parasitarias que perturben el buen funcionamiento del aparato (los aparatos). En caso necesario conviene que la distancia con los aparatos implicados sea la mayor posible.

Daños de audición

Un volumen muy alto puede causar daños en el oído. Evita poner el volumen demasiado alto, especialmente durante largos periodos de tiempo y verifica siempre el volumen antes de utilizar este dispositivo.

JP

注意

仮想7.1サラウンドサウンドを体験するためには、www.roccat.org から最新ドライバをダウンロードしてください。

電波干渉

当装置は、強力な静電気、電磁場、高周波(無線機、携帯電話、電子レンジなど)の影響を受ける場合があります。そのような場合は、原因となる装置から離れて使用してください。

聴覚障害

大きな音量での使用は聴覚障害の原因となる危険があります。大きな音量での長時間の使用を避けてください。製品を使用する前には常に、音量コントロールで音量レベルを確認してください。

KO

참조

가상 7.1 서라운드 사운드를 경험하려면 www.roccat.org 에서 최신 드라이버를 다운로드 받으십시오.

라디오 간섭

기기(여러 장치)의 작동은 강한 정전상태, 전기 혹은 고주파수 영역(라디오 설치, 모바일전화, 마이크로웨이브 방전 등)의 영향을 받을 수 있다. 이런 현상이 발생할 경우, 이러한 간섭을 일으키는 것으로 부터 기기를 멀리 격리시켜야 한다.

청취 장애

높은 볼륨 레벨은 청취 장애를 일으킬 수 있다. 너무 높은 볼륨에서 오랜 시간 동안 오디오 청취를 피한다. 그리고 제품을 사용하기 전 볼륨 컨트롤에 설정된 볼륨 레벨을 매번 체크한다.

RU

Указание

Получи виртуальный 7.1 Surround Sound и загрузи для этого самый новый драйвер с www.roccat.org.

Радиопомехи

Из-за влияния сильных статических, электрических или высокочастотных полей (излучение радиоустановок, мобильных телефонов, микроволновых печей) могут возникнуть радиопомехи. В этом случае нужно увеличить расстояние от источников помех.

Нарушения слуха

Высокая громкость звучания может привести к нарушениям слуха. Избегать слишком высокого уровня громкости, особенно в течение продолжительного времени и проверять установленный уровень громкости перед каждым использованием.

SC

请注意

为体验虚拟 7.1 环绕声, 请从 www.roccat.org 下载最新驱动程序。

无线电干扰

设备的运行可能受强静场、电场或高频场(无线电装置、移动电话、微波放电等)影响。遇到这种情况时, 要尽量加大引起干扰的设备间的距离。

对听力的损害

高音量水准可能造成听力受损。要避免听音量太高的音响, 尤其是长时间听; 每次使用本品前, 都要检查音量控制上设好的音量高低。

TC

請注意

為體驗虛擬 7.1 環繞音效, 請至 www.roccat.org 下載最新的驅動程式。

無線電干擾

此設備的操作有可能受到極靜態的、電的或高頻域干擾, 例如無線電、行動電話或微波爐所釋放的電流。當此現象發生時, 請試著遠離干擾物、增加與干擾物的距離。

聽力損害

使用高音量可能損壞聽力功能, 所以要避免使用高音量, 尤其是長時間使用, 或者在每次使用前檢查測試一下音量。

TH

โปรดทราบ

สัมผัสกับเสียงเซอร์ราวด์ 7.1 เสมือนจริงได้ โดยดาวน์โหลดไดรเวอร์ล่าสุดที่ www.roccat.org

การรบกวนของสัญญาณวิทยุ

การใช้อุปกรณ์ (หรือหลายตัว) อาจได้รับผลกระทบจากกระแสไฟฟ้าสลับที่มีความเข้มสูง ไฟฟ้า หรือสนามคลื่นความถี่สูง (คลื่นสถานีวิทยุ โทรศัพท์เคลื่อนที่ คลื่นไมโครเวฟ) ถ้าปรากฏเหตุการณ์เช่นนี้ ให้ลองเพิ่มระยะห่างจากอุปกรณ์ที่ก่อการรบกวน

ทำลายประสาทการได้ยิน

ระดับความดังสูงอาจทำลายประสาทการได้ยิน หลีกเลี่ยงการฟังเสียงที่มีความดังเกินไป โดยเฉพาะการฟังนานๆ และตรวจเช็คระดับความดังที่ดังกว่าไว้ที่ตัวควบคุมความดังทุกครั้งก่อนใช้ผลิตภัณฑ์

VI

Xin lưu ý

Để cảm nhận âm thanh tái hiện ảo 7.1, vui lòng tải về driver mới nhất tại www.roccat.org.

Quấy nhiễu sóng

Tính năng của thiết bị có thể bị ảnh hưởng bởi trường điện từ mạnh, tần số cao (tháp phát sóng, điện thoại di động, thiết bị vi ba). Nếu có quấy nhiễu, xin đặt thiết bị là nguồn quấy nhiễu ở vị trí xa hơn.

Tổn thương đối với sức nghe

Âm lượng acó có thể gây tổn thương sức nghe. Tránh nghe trong trạng thái âm lượng quá cao, đặc biệt nghe thời gian dài. Trước khi sử dụng, kiểm tra âm lượng đã chọn.



Should you need assistance ...

Our support team will help you with any technical problems – just send us an email (support@roccat.org) or visit our website:

WWW.ROCCAT.ORG/SUPPORT

ROCCAT GmbH

Otto von Bahrenpark
Gasstrasse 6b, Building N
22761 Hamburg, Germany




**JOIN US ON
FACEBOOK.COM/ROCCAT**

© 2011 ROCCAT GmbH. All rights reserved. Any product names mentioned in this manual may be trademarks or registered trademarks and are the property of their respective owners. Information contained herein is subject to change without notice. ROCCAT GmbH shall not be made liable for any errors that may appear in this manual. This publication or parts of it may not be reproduced without the express consent of the publisher.

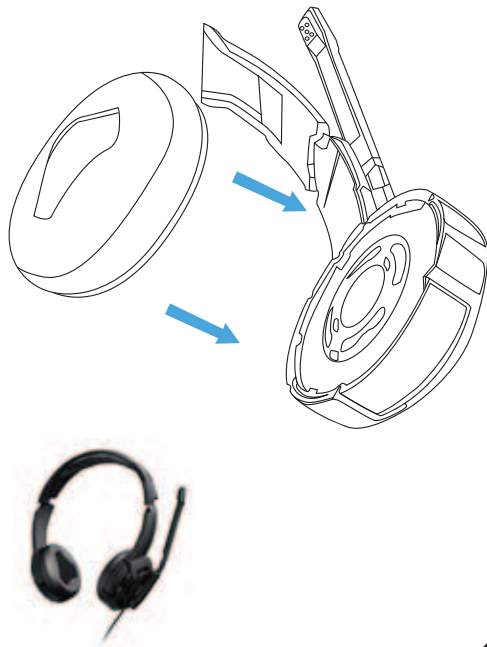


EARPAD REPLACEMENT GUIDE

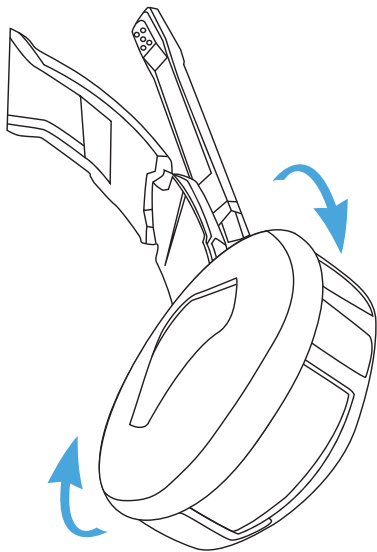
**IMPORTANT
DOCUMENT**



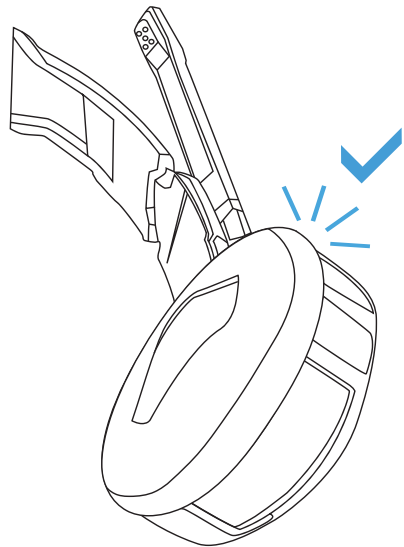
1 *PLACE EARPAD ON SPEAKER*



2 *TWIST & LOCK INTO PLACE*



3 *ENJOY!*



**< SIMPLY REVERSE
THE PROCESS TO REMOVE**



- EN** Please note: To experience virtual 7.1 surround sound please download the latest driver at www.roccat.org.
- DE** Hinweis: Erlebe den virtuellen 7.1 Surround Sound und lade dir dazu den aktuellsten Treiber auf www.roccat.org herunter.
- DK** Bemærk: Oplev den virtuelle 7.1 surround-sound, og download hertil den nyeste driver på www.roccat.org.
- ES** Observación: Disfruta del sonido envolvente virtual 7.1 y bájate el controlador más actual de www.roccat.org.
- FI** Ohje: Koe virtuaalinen 7.1 Surround -ääni ja lataa sitä varten ajankohtaisin ajuri osoitteesta www.roccat.org.
- FR** Remarque: Profitez du son surround virtuel 7.1 en téléchargeant le dernier pilote disponible sur le site www.roccat.org.
- JP** 注意: 仮想7.1サラウンドサウンドを体験するためには、www.roccat.org から最新ドライバをダウンロードしてください。
- KO** 참조: 가상 7.1 서라운드 사운드를 경험하려면 www.roccat.org 에서 최신 드라이버를 다운로드 받으십시오.



PL Wskazówka: Ciesz się wirtualnym dźwiękiem przestrzennym 7.1. Pobierz najnowsze sterowniki ze strony www.roccat.org.

RU Указание: Получи виртуальный 7.1 Surround Sound и загрузи для этого самый новый драйвер с www.roccat.org.

SE Observera: Upplev det virtuella 7.1 surroundljudet och ladda ner den senaste drivrutinen till det på www.roccat.org.

TR Açıklama: Sanal 7.1 Surround sesin keyfini çıkar ve bunun için en güncel sürücüyü www.roccat.org sayfasından indir.

SC 請注意：為體驗虛擬 7.1 環繞聲，請從 www.roccat.org 下載最新驅動程序。

TC 請注意：為體驗虛擬 7.1 環繞音效，請至 www.roccat.org 下載最新的驅動程式。

TH โปรดทราบ: สัมผัสกับเสียงเซอร์ราวด์ 7.1 เสมือนจริงได้ โดยดาวน์โหลดไดรเวอร์ล่าสุดที่ www.roccat.org

VI Xin lưu ý: Để cảm nhận âm thanh tái hiện ảo 7.1, vui lòng tải về driver mới nhất tại www.roccat.org.