H8020

Wireless Stereo Headset

Quick Start Guide(V1.1)

Kabelloses Stereoheadset

Schnellstartanleitung

Casque micro stéréo sans-fil

Guide du démarrage rapide

The ultimate Wireless

rapoo

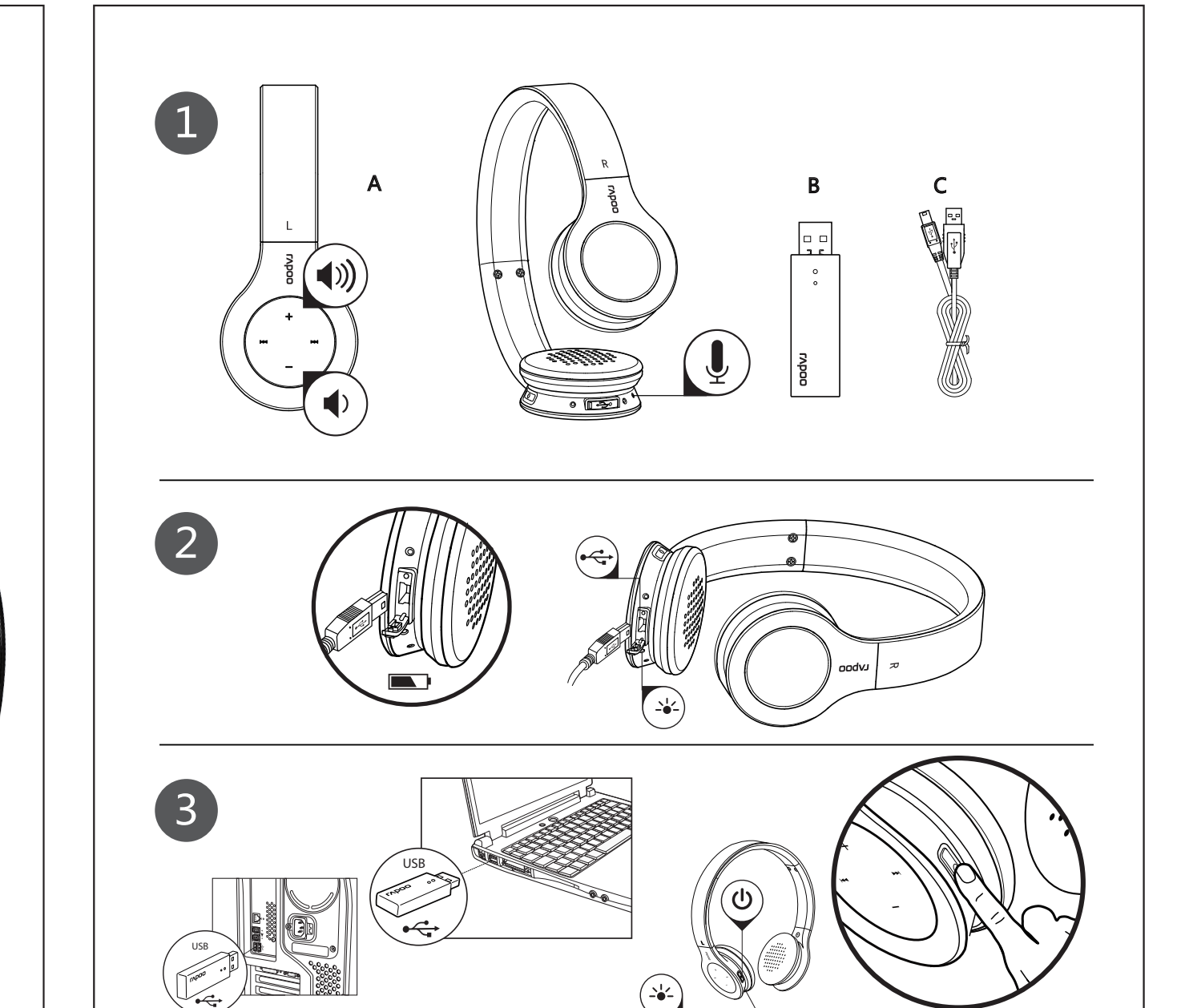

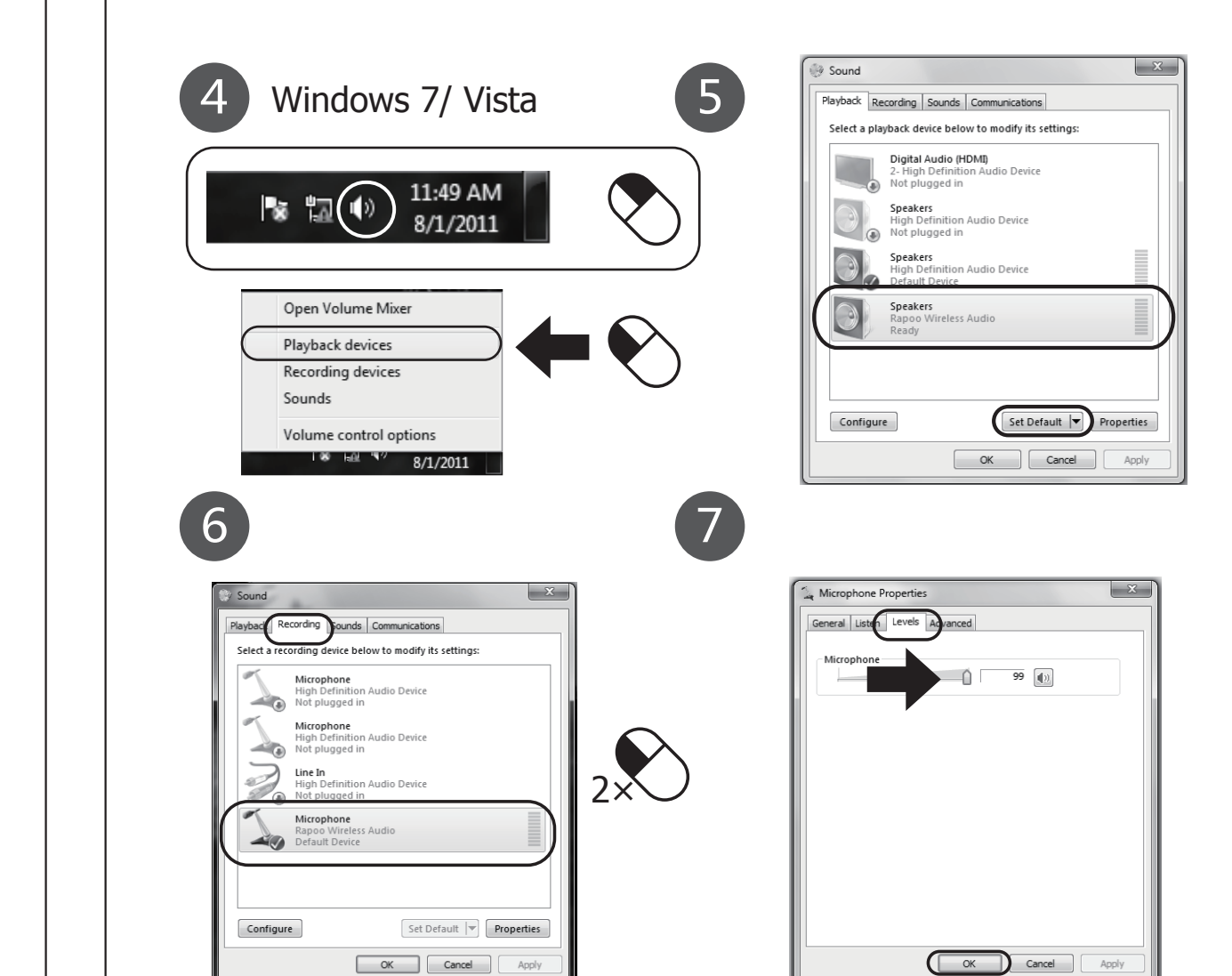

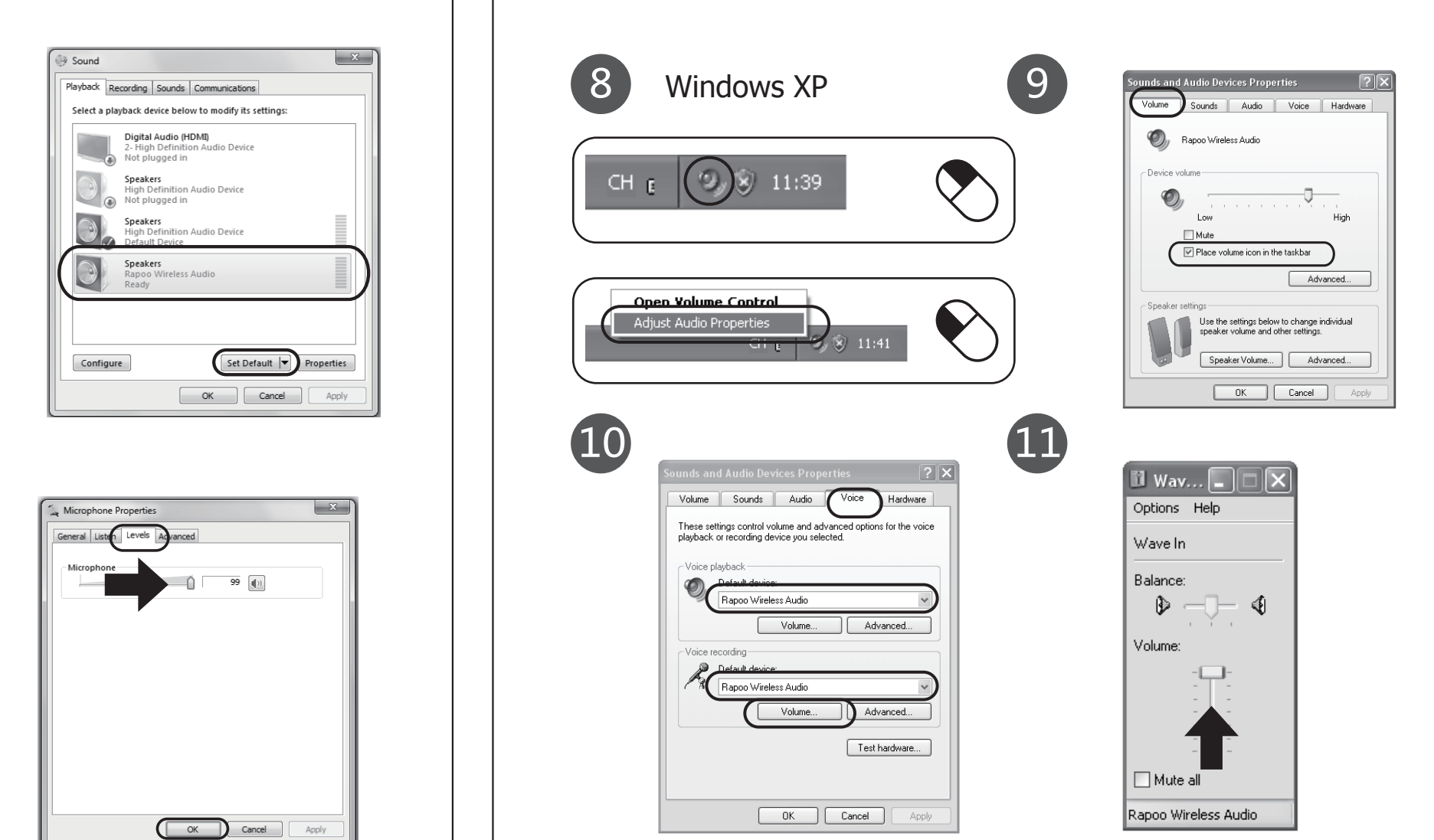

Index

Language	Page
English	1
Português	2
русский язык	3
Norsk	4
Ελληνικά	5
česky	6
română	7
Türkçe	8
Magyar	9
български език	10
dansk	11
suomen kieli	12
Eesti keel	13
latviešu valoda	14
Hrvatski	15
српски језик	16
Svenska	17
lietuvių kalba	18
slovenščina	19
polski	20
Deutsch	21
français	22
Italiano	23
español	24
Nederlands	25

Installation

1. A. Headset
   B. Transmitter
   C. USB charging cable

2. -Before using the headset needs to be fully charged.
   -Connect the USB charging cable to the headset and a computer to charge it.
   -The red LED on headset will be on when charging.
   -The red LED will go off when the headset is fully charged.
   -The red LED will blink when the headset is low battery.

3. -Connect the transmitter to your computer.
   -Turn on the headset.
   -The green LED will blink and then stay on when the headset is connected.

Configuration

Windows 7/ Vista

4. Go to "Playback Devices" to configure the microphone.
5. Set the "Rapoo Wireless Audio" as your default device.
6. -Select the "Recording" tab.
   -Double click on the "Microphone".
7. Set the level to 100%.

Windows XP

8. Go to "Adjust Audio Properties" to configure the microphone.
9. -Set the "Rapoo Wireless Audio" as your default device.
   -Go to the "Voice" tab.
10. Click on the "Volume" of the Voice recording.
11. Set the level to 100%.

Trouble Shooting

Problem	Solution
No sound at all	-Make sure you have charged the headset. -Make the headset as your default audio device.Refer to step "5" and "10". -Restart the media player. -Connect the transmitter to another USB port.
My friend on msn/skype does not hear what I'm saying	-Check if the headset is set as default device. Refer to step "5" and "10". -Increase the microphone volume and increase the volume from the msn/skype software. -Check if the headset is set as default device on msn/skype software.
Bad sound quality	-Maximum wireless range is 10m, but walls or big objects may reduce the range. -Move other working wireless devices away from the transmitter and headset.
Sound drop out when changing the volume	-This is normal behaviour. But if it is bothering, you can use the volume control of your media playing software.
Music selection no working	-Some media player does not support music selection. -Move other working wireless devices away from the transmitter and headset.
Touchpad doesn't work normally	-Charge the headset. -Power off then on(Note: When power on, please do not touch the touchpad).

■ If your problem is not solved, please contact the helpdesk at www.rapoo.com/H8020/faq.

▶ Safety instructions

Do not open or repair this device. Do not use the device in a damp environment. Clean the device with a dry cloth.

Warranty

The device is provided with two-year limited hardware warranty from the purchase day. Please see www.rapoo.com/warranty for more information.

Copyright

It is forbidden to reproduce any part of this quick start guide without the permission of Rapoo Technology Co., Ltd.

WEEE

Do not dispose of the device with household waste.

CE

The device meets the essential requirements and other relevant provisions of the applicable European directives. The Declaration of Conformity is available at www.rapoo.com/H8020/ce.

▶ Instruções de segurança

Não abra nem efectue reparações a este dispositivo. Não utilize o dispositivo em ambientes húmidos. Utilize um pano seco para limpar o dispositivo.

Garantia

Este dispositivo é fornecido com uma garantia de hardware limitada de dois anos com início no dia da compra. Consulte www.rapoo.com/warranty para mais informações.

Direitos de autor

É proibido reproduzir qualquer parte deste guia de consulta rápida sem a permissão da Rapoo Technology Co., Ltd.

WEEE

Não elimine este dispositivo junto com o lixo doméstico.

CE

O dispositivo cumpre os requisitos essenciais e outras disposições relevantes das directivas Europeias aplicáveis. A Declaração de Conformidade está disponível em www.rapoo.com/H8020/ce.

▶ Инструкции по технике безопасности

Не открывайте и не ремонтируйте устройство самостоятельно. Запрещается использовать устройство во влажных местах. Выполняйте очистку устройства сухой тканью.

Гарантия

Данное устройство предоставляется с ограниченной гарантией на аппаратное обеспечение сроком два года со дня покупки. Более подробную информацию можно найти по адресу www.rapoo.com/warranty.

Авторское право

Запрещается воспроизведение любой части настоящего краткого руководства без разрешения Rapoo Technology Co., Ltd.

WEEE

Не утилизируйте устройство вместе с другими бытовыми отходами.

CE

Устройство соответствует основным требованиям и другим важным нормативам применимых европейских директив. Текст декларации соответствия доступен по адресу www.rapoo.com/H8020/ce.

▶ Sikkerhetsinstrukser

Ikke åpne eller reparer dette apparatet. Ikke bruk apparatet i et fuktig miljø. Rengjør apparatet med en tørr klut.

Garanti

Apparatet leveres med en to-års begrenset maskinvaregaranti fra kjøpsdato. Se www.rapoo.com/warranty for nærmere informasjon.

Opphavsrett

Det er forbudt å gjenskape noen del av denne hurtigstartguiden uten tillatelse fra Rapoo Technology Co., Ltd.

WEEE

Ikke kast apparatet sammen med restavfall fra husholdningen.

CE

Apparatet imøtekommer de nødvendige minstekravene og andre relevante krav i de aktuelle europeiske direktivene. Samsvarserklæringen er tilgjengelig på www.rapoo.com/H8020/ce.

▶ Οδηγίες ασφαλείας

Μην ανοίγετε ή επισκευάζετε αυτή τη συσκευή. Μη χρησιμοποιείτε τη συσκευή σε υγρό περιβάλλον. Καθαρίζετε τη συσκευή με ένα στεγνό πανί.

Εγγύηση

Η συσκευή παρέχεται με διετή περιορισμένη εγγύηση για το υλικό από την ημερομηνία αγοράς. Για περισσότερες πληροφορίες επισκεφτείτε τη διεύθυνση www.rapoo.com/warranty.

Πνευματικά δικαιώματα

Απαγορεύεται η αναπαραγωγή οποιουδήποτε μέρους αυτού του οδηγού γρήγορης χρήσης χωρίς την άδεια της Rapoo Technology Co., Ltd.

WEEE

Μην απορρίπτετε τη συσκευή μαζί με τα οικιακά απόβλητα.

CE

Η συσκευή συμμορφώνεται με τις θεμελιώδεις απαιτήσεις και άλλες συναφείς διατάξεις των ισχυόντων ευρωπαϊκών οδηγιών. Η Δήλωση συμβατότητας είναι διαθέσιμη στη διεύθυνση www.rapoo.com/H8020/ce.

▶ Bezpečnostní pokyny

Zařízení nedemontujte ani neopravujte. Nepoužívejte zařízení ve vlhkém prostředí. Zařízení čistěte suchým hadříkem.

Záruka

Pro zařízení je poskytována dvouletá omezená záruka na hardware ode dne zakoupení. Další informace viz www.rapoo.com/warranty.

Autorská práva

Bez předchozího svolení společnosti Rapoo Technology Co., Ltd je zakázáno reprodukovat jakoukoli část tohoto stručného návodu.

WEEE

Zařízení nelikvidujte s domácím odpadem.

CE

Toto zařízení splňuje základní požadavky a ostatní příslušná ustanovení platných evropských směrnic. Prohlášení o shodě je k dispozici na www.rapoo.com/H8020/ce.

Het is verboden om, zonder de toestemming van Rapoo Technology Co., Ltd. enig deel van deze snelstart-handleiding te reproduceren.

WEEE

Gooi dit instrument niet met huishoudelijk afval weg.

CE

Het toestel voldoet aan de belangrijkste vereisten en andere relevante voorwaarden van de toepasselijke Europese richtlijnen. De Conformiteitsverklaring is beschikbaar op www.rapoo.com/H1030/ce.

CE

Declaration of Conformity

We, the manufacturer
Shenzhen Rapoo Technology Ltd., Co.
Fax: 0755-2732 7498

Declare that the product

Product Name	Wireless Stereo Headset
Model No	H8020

Complies with the EMC norms of :

EN 60950-1	2006 / A11:2009
EN 301 489-1	V1.8.1 (2008-04)
EN 301-489-3	V1.4.1(2002-08)
EN 300 440-1	V1.6.1(2010-08)
EN 300 440-2	V1.4.1(2010-08)

The product is in compliance with the essential requirements of
Council Directives 2006/95/EC and 99/5/EC, and the ROHS European directives 2002/95/EC dated on January 27th 2003 amended by directive 2005/618/EC dated on August 18th 2005.
Manufacturer/Authorised representative

Charles Zou

Charles Zou, Manager
R&D Department Date of Issue: Jun. 9, 2011

For France only

Par la présente, the retailer - SANGHA déclare que l'appareil [RAPOO H8020 Casque Micro Stéréo] est conforme aux exigences essentielles et aux autres dispositions pertinentes de la directive 1999/5/CE.
Pour vous procurer une copie de la déclaration de conformité il faut adresser un courrier à l'adresse suivant en précisant le ou les produits dont vous désirez obtenir les déclarations de conformité :

SANGHA France
219 Avenue de Provence
13730 Saint Victoret

The ultimate Wireless

rapoo

www.rapoo.com

It is forbidden to reproduce any part of this quick start guide without the permission of Rapoo Technology Co., Ltd.

560E-01204-222