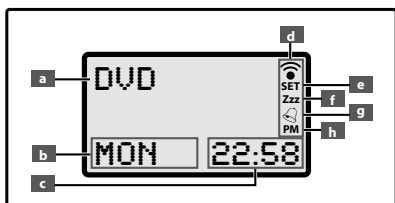





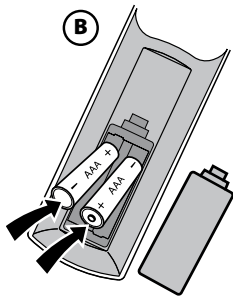

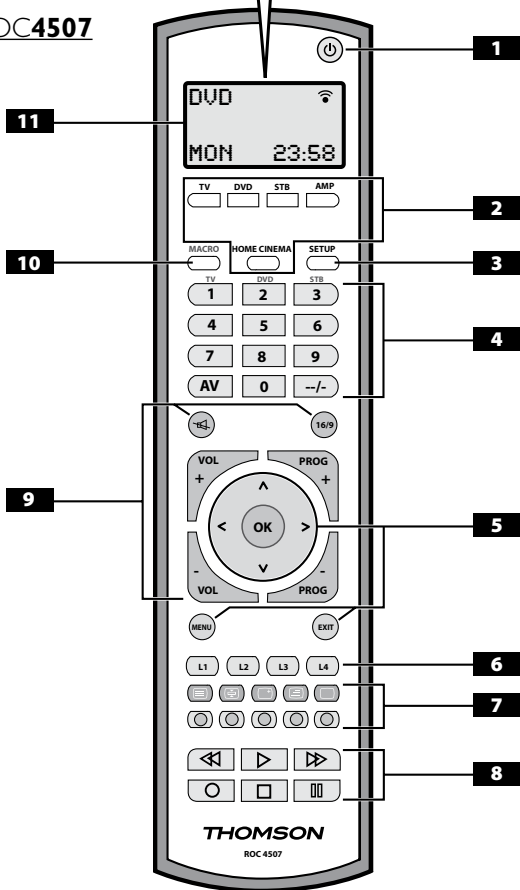
# ***THOMSON*** **ROC4507**

---

**User manual**



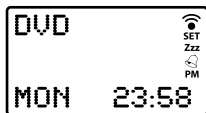
**ROC4507**



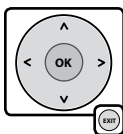
This universal remote control (4 in 1) is compatible with most television sets, DVD players, video cassette recorders, amplifiers and Home Cinema systems, as well as with most digital decoders such as satellite or cable receivers, ADSL decoders, etc. These digital decoders are grouped together under the name STB (Set Top Box).

This remote control was factory-programmed in order to allow you to use it immediately with most devices with Thomson group brand names. We suggest that you thus try it out before programming it using one of the methods in this users manual. But first of all, you must install 2 batteries (AAA - LR03) in it.

Keep this manual and its related documents so that you can refer to them for new programming operations whenever you acquire new devices.



The LCD display always shows the active mode of the remote control (TV, DVD, etc.) and the current time. These indications will be displayed as long as the batteries are not worn down.



#### Navigation keys

The navigation keys serve to scan and then select the functions on the LCD display.

The EXIT key serves to return to normal use of the remote control. In some cases, this return to normal is automatic.

**Replacing the batteries:** The settings for the time, day and date, and the macros are erased while the batteries are replaced. Other settings entered will be preserved.

### The keys and their functions

- On/Standby, or Standby only, depending on the device.
- Mode keys** – Select the device to be controlled (TV, DVD, etc.).
- SETUP** – Programming the remote control.
- Selecting TV channels with one or two digits (-/-), Selecting a plug/external feed (AV), choosing a macro-command (1/TV, 2/DVD, 3/STB).
- MENU**, **▲**, **▼**, **▶**, **◀**, **OK**, **EXIT** – Access to the Navigation/Selection, Confirmation menus Exit from the menus.
- L1**, **L2**, **L3**, **L4** – Additional programmable keys (learning function).
- Activating and using Teletext (Videotext, Fastext, etc.).
- Playing a disc or cassette.
- Volume control, Mute (M), Change TV channel/station, Display in 16:9.
- Turns on the **MACRO** mode (sequence of automatic commands).
- LCD display
  - remote control mode (TV, DVD, etc.),
  - day, date, (press SETUP),
  - hour, date or code of the device controlled, (press SETUP or the mode key),
  - shows transmission to the device,
  - SET is displayed when the remote control is in programming mode.
  - Sleep timer is programmed
  - is displayed when a Timer is programmed
  - Time format AM (morning) / PM (afternoon) when the time is set in the 12Hr mode. Not shown when in the 24Hr mode.

**Note:** The mode keys are pre-set for the devices indicated by their icons (TV for a TV set, DVD for a DVD player, etc.). Your remote control allows you to assign to each key a different mode from the one indicated on it for all of the mode keys except the TV key (e.g., DVD-HDD recorder to the STB key, etc.).

### Start set-up

The first time you install the batteries, instructions will appear in English (SET USING...KEY). Press OK to display LANGUAGE? ENGLISH then select one of the 7 languages using the ▲ ▼ keys and press OK. CONFIRM xxxx (depending on the language selected) is displayed Press OK > SUCCESS is briefly displayed, then CODE SET UP. When CODE SET UP is displayed, you will have a few seconds to set up the codes for the devices you would like to control with your ROC 4507. Refer to stage 3 of the A, B, C, D programming methods to continue the programming procedure.

**Note:** TIMEOUT appears when you have exceeded the allotted time for an operation.

### Programming the remote control

The SETUP key is used for programming or to access the secondary functions such as, for example, adjusting brightness or contrast on certain TV sets, etc. Programming is required if you wish to control devices of other brands than Thomson.

#### Access to the secondary functions

Briefly press the SETUP key once. The date will show on the screen. Then press the desired secondary function key. The remote control will exit this mode 30 seconds after a key is last pressed or if you press the EXIT key.

#### Programming the remote control

Hold down the SETUP key until CODE SETUP appears on the display. If you see SET on the right side of the display, this confirms that the remote control is being programmed. Pressing SETUP repeatedly then allows you to scroll through the settings options in the order given below. You may exit the programming mode by pressing the EXIT key or by navigating up to the exit option and confirming by pressing OK.

**CODE SETUP** - Allows you to access one of the 4 programming modes using the OK key. You may thus choose to scroll through the list of codes, enter a code, launch a code search or enter a code based on the brand of the equipment to be controlled (the code booklet comes separately).

**SYSTEM SETUP** - Allows you to access settings for time, date, volume, etc. using the OK key.

**TIMER SETUP** - Allows you to access the Timer settings using the OK key.

**LEARN SETUP** - Allows you to access the learning function of the keys using the OK key.

**MACRO SETUP** - Consists of defining the sequences of automatic commands. Each sequence is made up of commands involving several keys (10 keys maximum).

**HOME CINEMA SETUP** - The Home Cinema mode is considered to be a «virtual mode» that uses up to 5 groups of keys per mode. By means of this function, users can see all of the keys and devices they most often use regrouped under a single «Virtual mode». (See Home Cinema function, Page 6).

**EXIT SETUP** - Allows you to exit the programming mode using the OK key.

**Note 1:** After 15 seconds of inactivity, the remote control exits the programming mode.

**Note 2:** If the remote control is searching for a code or awaiting information, PLEASE WAIT is displayed.

## Testing the remote control before programming

1. Turn on the device that you wish to control.
2. Press the key that corresponds to the type of device to be controlled:  
**TV:** TV set,  
**DVD:** DVD player/recorder,  
**STB:** satellite, cable, ADSL,  
**AMP:** amplifier
3. Point the remote control at the device to be controlled and try to turn it off using the  $\odot$  key. If the device does not go off, you should program the remote control following one of the procedures A, B, C or D described below.

**Identifying a code:** Press and hold a mode key. The code stored in memory for this mode is displayed (e.g., **DVD.....0768**).

**Note:** Except for the **TV** key, every mode key (**DVD**, etc.) can be programmed to control a device other than the one indicated on the key. It is thus possible to assign, for example, the **DVD** mode to the **STB** key. You should enter the code that corresponds to the desired brand and device following one of the procedures indicated in this manual.

## Programming the remote control Setting up the codes

### Method A - Programming by scrolling

**Used to enter the codes using the list of codes shown on the display.**

1. Turn on the equipment that you wish to control.
2. Hold down the **SETUP** key until **CODE SETUP** appears on the display (for 7 seconds).
3. Press **OK** once to display **SCROLL A LIST OF CODES**.
4. Press **OK** once to display **SELECT A MODE KEY**.
5. Press once on the key of the device to be controlled (**TV**, **DVD**, etc.) to display **SELECT DEVICE TV?**
6. Using the navigation keys ( $\blacktriangle$ ,  $\blacktriangledown$ ), select the device (**DVD**, etc.) then confirm using **OK**. (for the TV mode key, only **TV** may be selected). The first brand name and the first code are displayed (e.g.: **ADMIRAL, 0000**).
7. Select the brand using the navigation keys  $\blacktriangle$ ,  $\blacktriangledown$ , or by selecting the 1st letter of the brand of your device using keys **2-9** (as on a mobile phone: 2=abc, 3=def, etc.) (e.g.: **THOMSON : 8**  $\blacktriangleright$ ).
8. Point the remote control at the device and try out various keys, for example **VOL +/-**, **PROG +/-**, etc.
9. If the device responds, store the code using **OK**.
10. If the device does not respond, change the code using the  $\blacktriangleright$   $\blacktriangleleft$  keys and try controlling the device again.
11. If you have tried all of the codes for your brand and the device still does not respond, try Method C (programming by code search).

### Method B - Programming by entering the code

**Codes from the separate list (code tables).**

1. Turn on the equipment that you wish to control.
2. Hold down the **SETUP** key until **CODE SETUP** appears on the display (for 7 seconds).
3. Press **OK** once to display **SCROLL A LIST OF CODES**.
4. Using the navigation keys ( $\blacktriangle$ ,  $\blacktriangledown$ ), display **ENTER THE CODES** then confirm using **OK** in order to display **SELECT A MODE KEY**.
5. Press once on the key of the device to be controlled (**TV**, **DVD**, etc.). The key selected and the code stored in memory for this key are shown on the display (e.g.: **TV.....0166**).
6. Enter one of the 4-digit codes offered on the list received separately.
7. The display briefly indicates **SUCCESS** before exiting the programming mode.

### Method C - Programming by code search

**Used to manually search for a code in any code library for a family of devices whose code or commercial brand may not be included in the separate list or is filed in another fashion.**

1. Turn on the equipment that you wish to control.
2. Hold down the **SETUP** key until **CODE SETUP** appears on the display (for 7 seconds).
3. Press **OK** once to display **SCROLL A LIST OF CODES**.
4. Using the navigation keys ( $\blacktriangle$ ,  $\blacktriangledown$ ), display **SEARCH FOR THE CODES** then confirm using **OK** in order to display **SELECT A MODE KEY**.
5. Press once on the key of the device to be controlled (**TV**, **DVD**, etc.) to display **SELECT DEVICE TV?**
6. Confirm using **OK** to display **TO SEARCH PRESS ...P+** or  $\odot$  (for the TV mode key, only **TV** can be selected).
7. Point the remote control at the device to be controlled and try to turn it off using the  $\odot$  key.
8. If the device to be controlled goes off, press **OK** to store the code.
9. If the device does not go off, press the  $\odot$  again several times until the device goes off. Between two presses on the key, leave time for the device to respond (1-2 seconds).
10. As soon as the device to be controlled goes off, press **OK** to store the code.
11. The display briefly indicates **SUCCESS** before exiting the programming mode.

**Note 1:** Each time the ( $\odot$ ) key is pressed, the remote control sends a signal to the device. This signal corresponds to a code in the code library stored in the remote control memory. If you go past the required code, use the **PROG** -key to go back (or advance using **PROG +**) inside the code library.

**Note 2:** the indication **SEARCHING FOR:** remains on display during this mode.

### Method D

#### Programming by search for Brand names

**Used to manually search for a brand name (Thomson, Philips, Sony, etc.) in the code library, which generally contains 30 to 40 codes.**

1. Turn on the equipment that you wish to control.
2. Hold down the **SETUP** key until **CODE SETUP** appears on the display (for 7 seconds).
3. Press **OK** once to display **SCROLL A LIST OF CODES**.
4. Using the navigation keys ( $\blacktriangle$ ,  $\blacktriangledown$ ), display **USE BRAND CODES** then confirm using **OK** in order to display **SELECT A MODE KEY**.
5. Press once on the key of the device to be controlled (**TV**, **DVD**, etc.) to display **SELECT DEVICE TV?**
6. Confirm using **OK** in order to display **ENTER THE BRAND KEY 1-8** (for the TV mode key, only **TV** can be selected).
7. Refer to the separate list of codes by brand (this list comes separately) and key in the number (1 to 8) that corresponds to the brand of the device to be controlled. **TO SEARCH PRESS P+ OR**  $\odot$  is displayed on the screen.
8. Point the remote control at the device to be controlled and try to turn it off by pressing the  $\odot$  key once.
9. If the device to be controlled goes off, press **OK** to store the code.
10. If the device does not go off, press the  $\odot$  again several times until the device goes off. Between two presses on the key, leave time for the device to respond (1-2 seconds).
11. As soon as the device to be controlled turns off, press **OK** to store the code.
12. The display briefly indicates **SUCCESS** before exiting the programming mode.

**Note 1:** Each time the ( $\odot$ ) key is pressed, the remote control sends a signal to the device. This signal corresponds to a code in the code library stored in the remote control memory. If you go past the required code, use the **PROG** -key to go back (or advance using **PROG +**) inside the code library.

**Note 2:** The indication **SEARCHING FOR** remains on display during this mode.

**Programming the combo (combined) codes:**

for certain combos (TV/VCR, TV/DVD, DVD/VCR, etc.), you will have to press two keys in different modes in order to control the two devices that make up the combo. For example, if you have a TV/DVD Combo, you may have to set a code using the TV key for the TV set AND a separate code (using another mode key) to control the DVD player.

**Combo commands:**

certain combos (TV/VCR, TV/DVD, DVD/VCR,...) have separate keys on the original remote control for selecting the Combo device that you wish to control. For example, if your Combo is a DVD/VCR, its original remote control may have separate DVD and VCR keys for selecting the combo device you wish to control. You may obtain the equivalent key functions on your remote control using the **Mode** and **SETUP** keys. Supposing that your Combo has a DVD and a VCR, and that its code is programmed in DVD mode, hold down the DVD Mode key for over 1 second in order to send the DVD key command. In order to send the **VCR** key command, press and quickly release the **SETUP** key, then press and release the DVD Mode key. This procedure may apply regardless of the type of Combo (TV/VCR, TV/DVD, DVD/VCR, etc.), and is available in all modes. This function is not guaranteed for all the codes.

## System setup

Using the **SETUP** keys (hold down for 7 seconds), and the navigation keys **▲, ▼, ►, ◀, OK** go to the **SYSTEM SETUP** screen in order to access the settings for volume, time, date, backlighting and deleting options. Then navigate using keys **▲, ▼, ►, ◀, OK**.

**Volume control and Mute setup**

This remote control allows you to define the mode that the Volume and Mute (M) keys will control. When it is shipped, this remote control is set so that the Volume and Mute keys control the current mode the remote control is in. If this mode does not have a volume control function, then the Volume and Mute keys automatically control the TV mode.

**Volume control and mute setup in one mode**

Used to assign to one mode (TV or ...) the Volume and Mute keys (M) without having to select that mode during daily use.

- Using the **SETUP** keys (hold down for 7 seconds), and navigation keys **▲, ▼, ►, ◀, OK**, display **SET CODES** followed by **SYSTEM SETUP** (press **OK**) then **VOL/MUTE CONTROL SETUP**. (press **OK**) then **SET ALL VOL. TO 1 MODE** (press **OK**) then **SET ALL VOL. TO MODE?**
- Press once on the key of the device to be controlled (TV, DVD, etc.).
- The screen briefly displays **PLEASE WAIT** then **SUCCESS** before exiting this setup.

**Note:** If the mode selected does not itself display the Volume/Mute commands, **VOLUME CONTROL ERROR** is shown on the screen and the remote control exits the setup function and returns to normal operation.

**Volume control and mute setup in each mode**

Used to assign the Volume and Mute keys (M), for each mode desired.

- Using the **SETUP** keys (hold down for 7 seconds), and navigation keys **▲, ▼, ►, ◀, OK**, display **CODE SETUP** followed by **SYSTEM SETUP** (press **OK**) then **VOL/MUTE CONTROL SETUP** (press **OK**) navigate up to **SET VOLUME FOR 1 MODE** (press **OK**) then **SET THE VOLUME FOR MODE?**
- Press once on the key of the device to be controlled (TV, DVD, etc.).
- The screen briefly displays **PLEASE WAIT** then **SUCCESS** before exiting this setup.

**Note:** before using this setting, verify that the mode selected has its own Volume/Mute functions either in the code or by learning; otherwise, the Volume/Mute keys will have no effect.

**Resetting the Volume control and mute control**

Used to cancel the settings of the preceding paragraphs (return to the default factory-installed settings).

- Using the **SETUP** keys (hold down for 7 seconds), and navigation keys **▲, ▼, ►, ◀, OK**, display **CODE SETUP** followed by **SYSTEM SETUP** (press **OK**) then **VOL/MUTE CONTROL SETUP** (press **OK**) navigate up to **VOL/ MUTE CONTROL RESET**.
- Press **OK** once.
- CONFIRM OK TO RESET** is displayed.
- Press **OK** once to confirm cancellation.
- The screen briefly displays **PLEASE WAIT** then **SUCCESS** before exiting this setup.

**Setting the time**

- Using the **SETUP** keys (hold down for 7 seconds), and navigation keys **▲, ▼, ►, ◀, OK**, display **CODE SETUP** then **SYSTEM SETUP** (press **OK**) and navigate up to **TIME SETUP**.
- Press **OK** once.
- Set the format to 12 or 24 hours using **▲, ▼**, and confirm using **OK**.
- Set the hour then the minutes using **▲, ▼**, (move from hours to minutes using **OK**) and confirm using **OK**.
- The display briefly indicates **SUCCESS** before returning to **CODE SETUP**.

**Setting the date**

- Using the **SETUP** keys (hold down for 7 seconds) and navigation keys **▲, ▼, ►, ◀, OK**, display **CODE SETUP** followed by **SYSTEM SETUP** (press **OK**) then navigate up to **DATE SETUP**
- Press **OK** once.
- Using keys **▲, ▼**, and **OK**, successively set the year, month, date and day.
- The display briefly indicates **SUCCESS** before returning to **CODE SETUP**.

**Setting the backlight**

Used for setting the backlight delay following a key action.

- Using the **SETUP** keys (hold down for 7 seconds), and navigation keys **▲, ▼, ►, ◀, OK**, display **CODE SETUP** then **SYSTEM SETUP** (press **OK**) and navigate up to **BACKLIGHT SETUP**.
- Press **OK** once.
- Using keys **▲, ▼** and **OK**, set the backlight time, from 5 to 60 seconds, when **BACKLIGHT TIME?** is displayed.

**Note:** the default time is 10 seconds. In order to deactivate the backlight function, set the time to 00 and press **OK** once.

- The display briefly indicates **SUCCESS** before returning to **CODE SETUP**.

**Setting the LCD display language**

Used to select one of the 7 languages offered by your remote control.

- Using the **SETUP** keys (hold down for 7 seconds), and navigation keys **▲, ▼, ►, ◀, OK**, display **CODE SETUP** then **SYSTEM SETUP** (press **OK**) and navigate up to **LANGUAGE SETUP**.
- Press **OK** once.
- Using keys **▲, ▼** and **OK**, select the language when **LANGUAGE?** is displayed.
- The display briefly indicates **SUCCESS** before returning to **CODE SETUP**.

**Cancelling your settings**

Used to reconfigure the remote control to the default settings by erasing all the settings and storage of codes and keys.

- Using the **SETUP** keys (hold down for 7 seconds), and navigation keys **▲, ▼, ►, ◀, OK**, display **CODE SETUP** then **SYSTEM SETUP** (press **OK**) and navigate up to **SYSTEM RESET**.
- Press **OK** once.
- Press **OK** once when **CONFIRM OK TO RESET** is displayed.
- The display briefly indicates **PLEASE WAIT** before leaving this setting.

## Setting the Timer

Using the **SETUP** keys (hold down for 7 seconds), and navigation keys **▲, ▼, ▶, ◀, OK**, go to the **TIMER SETUP** display in order to access the stand-by settings for the TV set and 4 other timers that send sequences of at most 4 keys. Then navigate using keys **▲, ▼, ▶, ◀, OK**.

### Automatic sleep setup for the TV set

Used to program the sleep setup for a TV set using the TV Sleep Timer mode ("**Zzz**").

1. Turn on the device in TV Mode.
2. Using the **SETUP** keys (hold down for 7 seconds), and navigation keys **▲, ▼, ▶, ◀, OK**, display **CODE SETUP** then navigate up to **TIMER SETUP** (press **OK**) then **TV SLEEP SETUP** (press **OK**) then **TV SLEEP SET**.
3. Press **OK** once.
4. Using keys **▲, ▼** and **OK**, select the number of minutes (from 1 to 90 minutes) before the TV enters sleep mode when **TV SLEEP TIME?** is displayed.
5. The display briefly indicates **SUCCESS** before returning to **CODE SETUP**.
6. Press **EXIT** twice to exit this mode.

**Note:** The "**Zzz**" symbol is displayed when a TV Sleep Timer is set.

7. Set the remote control down on a table or flat surface at the level of the TV set's infrared receiver with its front end pointed toward the TV set.

**Note:** to clear the programming, navigate up to **TV SLEEP SETUP** then **TV SLEEP CLEAR**. Press **OK** once when **CONFIRM OK TO CLEAR** is displayed. The display briefly indicates **SUCCESS** before returning to **CODE SETUP**.

### Setting the timer

Used to program up to 4 timers. You may assign up to 4 keys to the Timer so that it will activate at the set time (for example, to change the Mode SAT channel over to 123 at 22:35). The first key must always be a mode key. The following keys may not include **▲, ▼, ▶, ◀, OK EXIT, MACRO, SETUP**, or any other mode key. Timers may only be set to be activated within the following 24 hour period. Timers are automatically cleared after having been activated. The Timer "**⌚**" symbol is displayed when a Timer is set.

1. Turn on the device in TV Mode.
2. Using the **SETUP** keys, and navigation keys **▲, ▼, ▶, ◀, OK** display **CODE SETUP** then **OPTION SETUP** then **TIMER SETUP** (press **OK**) then **TV SLEEP SETUP** then **TIMER X SETUP** (X corresponds to one of the 4 timers).
3. Press **OK** once to display **TIMER X SET**.

**Note:** Clear the timer if it already contains a program (see below).

4. Using keys **▲, ▼, OK**, select the desired start time (hour and minutes). Press **OK**.
5. **SELECT TIMER X MODE?** is displayed. Using the mode keys, indicate the device to be controlled (**TV, DVD**).
6. The indication **SELECT TIMER X KEY?** is displayed. Press once on the key that corresponds to the desired command (e.g. 1).
7. The indication **SELECT KEY 2** is displayed. Press once on the desired key (e.g. 3) or on **OK** if you do only want to send one command, and go to Point 10, below.
8. The indication **SELECT key 3** is displayed. Press once on the desired key (e.g. 8).
9. The display briefly indicates **SUCCESS** before returning to **CODE SETUP**.
10. Press **EXIT** to exit this mode.
11. Set the remote control down on a table or flat surface at the level of the TV set's infrared receiver with its front end pointed toward the device to be controlled.

**Note:** the symbol "**⌚**" is displayed when a Timer is set.

### Clearing a timer

1. Using the **SETUP** keys (hold down for 7 seconds), and navigation keys **▲, ▼, ▶, ◀, OK** display **CODE SETUP** then **OPTION SETUP** then **TIMER SETUP** (press **OK**) then **TV SLEEP SETUP** then **TIMER X SETUP** (press **OK**) then **TIMER X CLEAR**.
2. Press **OK** once to display **TIMER X CLEAR**.
3. Press **OK** once to display **CONFIRM OK TO CLEAR**.
4. Press **OK** once.
5. The display briefly indicates **SUCCESS** before returning to **CODE SETUP**.

## Key learning

This function is used to copy the functions of keys on other remote controls to the keys on your ROC 4507 in the mode and to the keys of your choice. Your ROC 4507 can store up to 150 keys (depending on the format of the IR code to be learned). Only one original remote control may be stored per Mode (refer to the notes concerning learning). The remote control may also be pre-programmed using one of the codes in the library, and copied keys may be «superimposed» on the key positions selected by the user: The remote control can thus be customised by the user, who uses a pre-programmed code, then learn the key functions from his original IR remote control.

**Careful:** You may not copy onto the Setup, Home Cinema or Macro keys • All of the commands copied for one mode are erased if an identical or new 4-digit code is entered for this mode (also applies to direct entry of a code, a code search or brand search) • The screen and key backlighting is off during learning.

### Advice before you begin:

- Place the remote controls face to face so that the IR LED diodes of the two remote controls are precisely lined up. You may need to adjust the height of the remote controls so that the LED diodes are properly aligned. Verify that the gap between the two remote controls is about 25 mm [1 inch]. Do not change the gap between the two remote controls during the learning of all the keys required for this mode.
- Begin by copying 2 or 3 keys (to get used to it), then perform the "**Clear All Learn Modes**" function (clear all learn modes) before learning the entire keyboard of your original remote control.

### How to copy (learn) keys

1. Using the **SETUP** keys (hold down for 7 seconds), and navigation keys **▲, ▼, ▶, ◀, OK**, display **CODE SETUP** then navigate up to **LEARN SETUP** (press **OK**) then **LEARN ONE MODE** (press **OK**) then **SELECT A MODE KEY**.
2. Press **OK** once.
3. Press the desired mode key once (**TV, DVD**, etc.) to display **SELECT A MODE KEY TO LEARN**.
4. Press once on the key of your ROC 4507 to which you wish to copy the code of the original remote control.
5. The indication **LEARNING: PLEASE WAIT** appears.
6. While **LEARNING: PLEASE WAIT** is displayed, hold down the key on the original remote control until **SUCCESS** or **KEY LEARN ERROR** appears on the display before releasing the key on the original remote control (normally after 2-3 seconds).
7. The indication **OK – LEARN MORE or EXIT?** is displayed. To copy another key, press once on **OK** then begin again starting with Step 5 or press **EXIT** once to exit this mode.
8. The display briefly indicates **PLEASE WAIT** before leaving this mode.

### Erasing the functions learned in a mode

Erases all the keys copied in a given mode

1. Using the **SETUP** keys, (hold down for 7 seconds) and navigation keys **▲, ▼, ▶, ◀, OK**, display **CODE SETUP** then navigate up to **LEARN SETUP** (press **OK**) then **LEARN ONE MODE** then **CLEAR ONE LEARN MODE**.
2. Press **OK** once to display **SELECT A MODE KEY**.
3. Press the desired key (**TV, DVD**, etc.) once to display **CONFIRM OK TO CLEAR**
4. Press **OK** once.
5. The display briefly indicates **PLEASE WAIT** before leaving this mode.

### Erasing functions learned for all modes

Erases all the keys copied (overall erasing is recommended for the first learning)

- Using the **SETUP** keys (hold down for 7 seconds), and navigation keys **▲, ▼, ►, ◀, ○, OK**, display **CODE SETUP** then navigate up to **LEARN SETUP** (press **OK**) then navigate up to **CLEAR ALL LEARN MODES**.
- Press **OK** once to display **CONFIRM OK TO CLEAR**.
- Press **OK** once.
- The display briefly indicates **PLEASE WAIT** before leaving this mode.

**Notes on learning:** Do not try to perform learning directly under fluorescent lights or in weak lighting conditions since this could cause interference with the IR transmissions. Place the remote control at least 1 metre [3 feet] from any light source • Avoid copying the volume and mute keys on your original remote control, unless you are sure that they activate the same target device; for example, certain original DVD remote controls may also include a TV volume/mute key: they may have two different types of codes • Avoid learning DVD keys on your original remote control unless you are sure that they activate the same target device; for example, certain original TV remote controls may also include a DVD key: they may have two different types of codes • Copying a key may take up to 3 seconds. Do not release the key being copied unless the "Success" or "Key Learn Error" screens are displayed.

If copying the first or second keys for a certain mode constantly cause errors, use the following procedure:

- End the learning session by pressing the **EXIT** key.
- Clear the commands learned for this mode.
- Verify that the IR LED's are properly aligned between the two remote controls.
- Adjust the gap between the two remote controls so as to reduce or increase the distance (from 15 mm to 50 mm [1/2 to 2»]).
- Try learning the original remote control again for this mode.

If the problem continues for the same key, verify that the key on the original remote control was properly learned; does it send the signals? Does it activate the target device? Try copying this key using a different mode. If the learning is correct, the type of code may be different from the others and cannot be copied in the same mode.

## Macro commands

This function permits storing sequences of commands using the **MACRO** key. You can program and store up to 3 sequences of successive keystrokes for several keys of your choice. By pressing the respective Macro digital key, this sequence of successive keystrokes (IR commands) is sent. Any sequence of successive keystrokes performed frequently may be reduced to only two commands (**MACRO** key plus one of the **1, 2** or **3** keys). For example, by pressing **MACRO** and then only one key, you can turn on your TV set, display your favorite channel, turn on your VCR and start a recording, etc. You can store a sequence of 10 commands for each **1, 2** or **3** key.

### How to set up a macro

**Tip:** Set up your macro on a sheet of paper by writing down the series of 10 keystrokes (maximum) that it is composed of. As an example, if you want to turn on your TV set to Channel 3 and then turn on a satellite receiver to Channel 5, you should write down: **MACRO, 1** (for storage for this key), **TV (○), 3, SAT (◐), 5, MACRO**.

- Using the **SETUP** keys (hold down for 7 seconds), and navigation keys **▲, ▼, ►, ◀, ○, OK**, display **CODE SETUP** then navigate up to **MACRO SETUP** (press **OK**) then **MACRO KEY SET** (press **OK**) then **SELECT A MACRO KEY**.
- Press once on the **1, 2** or **3** key to which you wish to assign the macro.
- The indication **SELECT MACRO X MODE?** appears.
- Press once on the desired mode key (**TV, DVD**, etc.) to select the device that will receive the command **SELECT MACRO X KEY?** is displayed.

**Note:** The first key in the Macro sequence must always be a mode key.

- Press each of the keys in order that make up the macro.
- Store the macro by pressing the **MACRO** key once.
- The display briefly indicates **PLEASE WAIT** before leaving this mode.

**Note:** the Macro is automatically stored the 10th time the key is pressed.

- The display briefly indicates **SUCCESS** before leaving this mode.

### How to clear a macro

- Using the **SETUP** keys (hold down for 7 seconds), and navigation keys **▲, ▼, ►, ◀, ○, OK**, display **CODE SETUP** then navigate up to **MACRO SETUP** (press **OK**) then **MACRO KEY CLEAR** (press **OK**) then **SELECT A MACRO KEY**.
- Press once on key **1, 2** or **3** of the macro to be cleared to display **CONFIRM OK TO CLEAR**.
- Press **OK** once.
- The display briefly indicates **SUCCESS** before leaving this mode.

### How to use a macro

In normal operation, to activate the Macro, press and release the **MACRO** key, then (within 20 seconds) press and release key **1, 2** or **3** to display **MACRO X** while the Macro sequence is being run and remote control returns to normal function. While the Macro is being executed, the remote control must be pointed at the devices to be controlled.

**Note:** if there is no Macro stored for the number key selected, "Macro X Void" is displayed.

**Notes on macros:** The time elapsed between each automatic command during the execution of a macro is 1/2 second.

For certain commands, you may have to add pauses in a macro sequence (for example, to allow the TV set to warm up). These pauses may be adjusted by using the **PAUSE** key, followed by a number of seconds from 1 to 9. The first key stored in a Macro sequence must be a Mode key (**TV**, etc.). The **SETUP, HOME CINEMA** and **MACRO** keys may not be included in a Macro. Press **SETUP** in order to exit **Macro Setup**.

## Home Cinema Function

The Home Cinema function uses up to 5 devices with one mode key: the **HOME CINEMA** key. The 5 devices correspond to the five mode keys (**TV, DVD, AMP...**) that will be associated with predefined keys. The keys are:

- The 2 program keys **PROG + / -**.
- The 3 volume **VOL + / -** keys and the mute (⊘) key.
- The 6 run keys **Play, Pause, Stop, Fast Forward, Fast Rewind** and **Record ◀, ▶, ⏪, ⏩, ●, ■, II**.
- Directional keys: up, down, right and left **▲, ▼, ►, ◀** and the **MENU, EXIT, OK** keys.
- For the remaining keys: "base" mode **HOME CINEMA** (any one of the other modes).

**Example:** In Home Cinema mode, you can set up the **PROG+/-** keys to control the satellite receiver, the **VOL +/-** and (⊘) keys to control the amplifier, the Run keys (**PLAY, PAUSE**, etc.) to control the DVD player, the **MENU, EXIT**, etc. keys to control the DVD player, and the other keys to control the TV set.

### How to program the Home Cinema function

- Using the **SETUP** keys (hold down for 7 seconds), and navigation keys **▲, ▼, ►, ◀, ○, OK**, display **CODE SETUP** then navigate to **HOME CINEMA SETUP** (press **OK**) then **HOME CINEMA SET** (press **OK**) then **PROG/CHAN KEY GROUP MODE?**
- Choose a mode key (**TV, DVD**, etc.) for the **PROG + / -** keys.  
> **VOLUME & MUTE KEYS MODE?** appears.
- Choose a mode key (**TV, SAT, AMP**, etc.) for the **VOL + / -** keys.  
> **RUN KEYS MODE?** appears.
- Choose a mode key (**TV, DVD**, etc.) for the **◀, ▶, ⏪, ⏩, ●, ■, II** run keys.  
> **xxx MENU, OK, EXIT MODE?** appears

- Choose a mode key (**TV**, **DVD**, etc.) for the navigation keys **MENU**, **EXIT**, **OK**.  
> **ALL OTHER KEYS MODE?** appears.
- Choose a mode key (**TV**, **DVD**, etc.) for the other remote control keys to be used for Home Cinema mode.  
The display briefly indicates **PLEASE WAIT** then **SUCCESS** before returning to **CODE SETUP**.

#### **How to delete the Home Cinema function**

- Using the **SETUP** keys (hold down for 7 seconds), and navigation keys **▲**, **▼**, **▶**, **◀**, **OK**, display **CODE SETUP** then navigate to **HOME CINEMA SETUP** (press **OK**) then **HOME CINEMA RESET**.
- Press **OK** once to display **CONFIRM OK TO RESET**.
- Press **OK** once.
- The display briefly indicates **PLEASE WAIT** then **SUCCESS** before returning to **CODE SETUP**.

**Notes on the Home Cinema function:** the mode keys **SETUP** and **MACRO** are used to exit the **HOME CINEMA** mode. Learning and Macros do not work in the **HOME CINEMA** mode.



Respect the environment and the law!  
Do not mix different types of batteries or new and old batteries. Do not use rechargeable batteries. In order to avoid any risk of explosion, observe polarities indicated inside the battery compartment. Replace only with the type of batteries specified above. Do not throw them into fire, do not recharge them. If you are not using the remote control for a long period of time, remove the batteries. Please respect the environment and prevailing regulations. Before you dispose of batteries or accumulators, ask your dealer whether they are subject to special recycling and if they will accept them for disposal.



This symbol means that your inoperative electronic appliance must be collected separately and not mixed with the household waste • The European Union has implemented a specific collection and recycling system for which producers are responsible • This appliance has been designed and manufactured with high quality materials and components that can be recycled and reused • Electrical and electronic appliances are liable to contain parts that are necessary in order for the system to work properly but which can become a health and environmental hazard if they are not handled or disposed of in the proper way • Consequently, please do not throw out your inoperative appliance with the household waste • If you are the owner of the appliance, you must deposit it at the appropriate local collection point or leave it with the vendor when buying a new appliance • If you are a professional user, please follow your supplier's instructions • If the appliance is rented to you or left in your care, please contact your service provider • Help us protect the environment in which we live !

**THOMSON HELPLINE**

You can contact THOMSON by dialling:  
**0871 500 0520**  
(calls to this number will be charged  
at 10 pence per minute)

<http://www.thomsonlink.com>



**Characteristics - Caractéristiques - Eigenschaften -  
Caratteristiche - Características - Eigenschaften -  
Технические характеристики**

Weight = 103 grammes    Peso = 103 grammi    вес = 103 грамм  
Poids = 103 grammes    Peso = 103 gramos  
Gewicht = 103 Gramm    Gewicht = 103 gram

Dimensions - Dimensions - Abmessungen - Dimensioni - Dimensiones -  
Afmetingen - размеры

= 213 x 50 x 21 mm

**ROC4507**

Model and serial number

**THOMSON Sales Europe**  
46, quai A. Le Gallo  
92648 Boulogne Cedex  
FRANCE  
322 019 464 RCS NANTERRE  
<http://www.thomsonlink.com>

---

CE  07013MRI © Copyright THOMSON 2007

Dealer's address



***THOMSON***

**Universal  
remote control**

---

**Code lists**

EN
FR
DE
IT
ES
NL
PT
EL

**Subcodes****Sous-codes****Untercodes****Sotto-codici****Subcódigos****Subcodes****Sub-códigos****Υποκωδικοί**

RU
PL
CS
HU
SV
NO
DA
FI

**Подкоды****Kody pomocnicze****Podkódy****Alkódotok****Unterkoder****Unterkoder****Unterkoder****Alakoodit****TV**

THOMSON BRANDT	TELEFUNKEN SABA NORDMENDE BAIRD FERGUSON	GRUNDIG BLAUPUNKT	NOKIA FINLUX ITT, LUXOR DANTAX, BEKO PROSONIC	FOR FUTUR USE	FOR FUTUR USE	PHILIPS ERRES PYE PHILCO RADIOLA	SONY,AKAI PANASONIC JVC, SHARP TOSHIBA DAEWO
1	2	3	4	5	6	7	8

**DVD****VCR**

THOMSON BRANDT	TELEFUNKEN SABA NORDMENDE BAIRD FERGUSON	GRUNDIG BLAUPUNKT	NOKIA FINLUX ITT, LUXOR DANTAX, BEKO PROSONIC	FOR FUTUR USE	FOR FUTUR USE	PHILIPS PYE PHILCO RADIOLA	SONY,AKAI PANASONIC JVC, SHARP TOSHIBA DAEWO
1	2	3	4	5	6	7	8

**SAT**

THOMSON BRANDT	TELEFUNKEN SABA NORDMENDE BAIRD FERGUSON	GRUNDIG	NOKIA FINLUX ITT LUXOR	FOR FUTUR USE	FOR FUTUR USE	PHILIPS PHILCO	PACE ECHOSTAR
1	2	3	4	5	6	7	8



## TV codes

ACME.....	0009
ADA.....	0026
ADC.....	0002,0007
ADMIRAL.....	0019,0108,0002,0001,0047,0000
ADYSON.....	0003
AGAZI.....	0002
AGB.....	0123
AIKO.....	0003,0009,0004
AIWA.....	0184,0248,0291
AIWA.....	0011,0086,0009,0068,0004,0006, 0008,0051,0061,0088,0169,0200,0133, 0141,0069
AKIBA.....	0011
AKURA.....	0169,0074,0002,0009,0011,0071
ALBA.....	0028,0027,0009,0011,0003,0068,0083, 0169,0047,0245,0248,0162,0062
ALBIRAL.....	0037
ALKOS.....	0164
ALLORGAN.....	0157,0026
ALLSTAR.....	0051
AMPLIVISION.....	0003
AMSTRAD.....	0011,0009,0068,0074,0002,0108,0071, 0069,0030,0123,0013
ANAM.....	0009,0065,0109
ANGLO.....	0009
ANITECH.....	0009,0002,0043,0109
ANSONIC.....	0009,0014
ARC EN CIEL.....	0126,0045,0139
ARCAM.....	0003
ARISTONA.....	0169,0051
ARTHUR MARTIN.....	0158
ASA.....	0017,0110,0016,0018,0000,0021
ASBERG.....	0051,0043
ASTRA.....	0009
ASUKA.....	0011,0002,0003
ATLANTIC.....	0169,0003,0051,0157
ATORI.....	0009
AUDIOSONIC.....	0009,0003,0169,0011,0051,0139,0157, 0090,1062
AUDIOTON.....	0003
AUSIND.....	0043
AUTOVOX.....	0003,0002,0101,0157,0000,0125,0043
BAIRD.....	0111,0139,0245
BANG & OLUFSON.....	0199,0000
BARCO.....	0112
BASIC LINE.....	0009,0011,0051,0245
BASTIDE.....	0003
BAUR.....	0169,0118,0076,0141,0132
BEKO.....	0042,0083,0034,1064,0007
BEON.....	0169,0051
BEST.....	0113
BESTAR.....	0051,0245
BINATONE.....	0003
BLACK DIAMOND.....	0171
BLACK PANTHER LINE.....	0245
BLACK STAR.....	0129
BLAUPUNKT.....	0117,0202,0135,0008,0022,0100
BLUE SKY.....	0011
BLUE STAR.....	0120
BONDSTEC.....	0129
BOOTS.....	0003
BPL.....	0120
BRANDT.....	0127,0045,0022,0036,0126,0139,0046
BRION VEGA.....	0051,0169,0000
BRITANNIA.....	0003
BROKSONIC.....	0920
BRUNS.....	0000,0007
BSR.....	0131,0026
BTC.....	0011
BUSH.....	0028,0027,0032,0009,0011,0019,0205, 0039,0051,0068,0169,0107,0115,0131, 0139,0167,0245,0248,0024,0132,0120, 0062
CAPSONIC.....	0002
CARREFOUR.....	0027
CASCADE.....	0009
CATHAY.....	0051,0169
CENTRUM.....	0168,0205
CENTURION.....	0051,0169
CENTURY.....	0000
CGE.....	0129,0047,0131,0043
CIMLINE.....	0009,0028
CITY.....	0009
CLARIVOX.....	0169,0037
CLATRONIC.....	0009,0011,0051,0002,0083,0003,0129, 0030,0043
COMBITECH.....	0248
CONCORDE.....	0009
CONDOR.....	0198,0051,0083,0003,0245
CONTEC.....	0003,0009,0027,0030,0029
CONTINENTAL EDISON.....	0022,0111,0036,0045,0126,0139,0046
COSMEL.....	0009
CROSLLEY.....	0129,0131,0000,0043
CROWN.....	0009,0169,0083,0047,0051,0245,0121, 0043
CS ELECTRONICS.....	0011,0129,0003
CTC.....	0129
CTC CLATRONIC.....	0014
CYBERCOM.....	0177,0038,0171,0002,0009,0206,0205, 0207,0208,0210,0169,0042,0044,0127, 0047,0061,0063,0067,0068,0103,0107, 0115,0154,0168,0185,0228,0209,0343, 0924,0933,0248,0291

CYBERMAXX.....	0177,0038,0171,0002,0009,0206,0200, 0205,0207,0208,0210,0211,0169,0015, 0042,0044,0047,0048,0049,0061,0063, 0067,0068,0087,0103,0107,0115,0127, 0154,0155,0168,0170,0185,0228,0229, 0209,0218,1005,0894,0343,0924,0933, 0248,0291	ETRON.....	0009
CYBERTRON.....	0011	EURO-FEEL.....	0002
CYTRON.....	0177,0038,0171,0002,0009,0206,0200, 0205,0207,0208,0210,0211,0169,0015, 0042,0044,0047,0048,0049,0061,0063, 0067,0068,0087,0103,0107,0115,0127, 0154,0155,0168,0170,0185,0228,0229, 0209,0218,1005,0894,0343,0924,0933, 0248,0291	EUROLINE.....	0149,0169,0088
DAEWOO.....	0094,0009,0191,0003,0051,0115,0245	EUROMANN.....	0002,0051,0003
DAINICHI.....	0011	EUROPHON.....	0003,0014,0051,0131,0123
DANSAI.....	0002,0169,0051	EXPERT.....	0157
DANTAX.....	0171,0161,0169,0088,0034,0113	FENNER.....	0009,0115
DATSURA.....	0121	FERGUSON.....	0127,0166,0035,0169,0036,0050,0052, 0111,0163,0037
DAYTON.....	0009	FIDELITY.....	0003,0019,0068,0074,0096
DAYTRON.....	0245	FINLANDIA.....	0019,0006,0110,0128
DE GRAAF.....	0019,0006,0033	FINLUX.....	0061,0087,0063,0003,0004,0016,0167, 0110,0131,0157,0169,0051,0017,0018, 0014,0000,0123,0043
DECCA.....	0003,0169,0004,0051,0123,0030	FIRSTLINE.....	0003,0129,0009,0051,0062,0026
DELL.....	0025	FISHER.....	0006,0003,0018,0083,0131,0000,0027, 0029,0040
DESMET.....	0051,0169	FLINT.....	0051,0113
DIGITOR.....	0227,0228	FORMENTI.....	0001,0169,0003,0131,0133,0000,0043, 0125
DISNEY.....	0148	FORTRESS.....	0001,0000
DIXI.....	0009,0169,0051	FRONTECH.....	0019,0002,0009,0068,0118,0129,0120, 0021
DTS.....	0009	FUJITSU.....	0116,0004,0157
DUAL.....	0177,0038,0171,0002,0009,0206,0207, 0208,0169,0042,0044,0127,0047,0061, 0063,0067,0068,0003,0103,0107,0115, 0126,0131,0139,0154,0160,0168,0210, 0228,0343,0924,0933,0248,0291,0125, 0089	FUNAI.....	0002,0026
DUAL-TEC.....	0009,0131,0003	GALAXY.....	0047,0083
DUMONT.....	0003,0014,0017,0018,0000	GBC.....	0009,0027,0131
DURABRAND.....	0228,1006,1007,1008,1009,0933,1085, 1086,1087,1088	GEC.....	0169,0003,0004,0041,0051,0141,0123, 0132
DUX.....	0169	GELOSO.....	0019,0009,0131
DYNATRON.....	0051,0169	GENERAL TECHNIC.....	0009,0248
ELBE.....	0108,0157,0037	GENEXXA.....	0011,0051,0021
ELCIT.....	0000	GOLDSTAR.....	0084,0129,0003,0009,0019,0051,0131, 0169,0171,0261,0012,0093
ELECTRO TECH.....	0009	GOODMANS.....	0009,0111,0002,0004,0027,0169,0028, 0051,0068,0115,0127,0171,0245,0283, 0093
ELEKTA.....	0120	GORENJE.....	0083
ELIN.....	0051,0003,0169,0016,0018	GPM.....	0011
ELITE.....	0011,0051	GRAETZ.....	0141,0142,0021
ELMAN.....	0014,0131	GRANADA.....	0127,0019,0003,0006,0169,0027,0031, 0051,0054,0004,0064,0133,0138,0128, 0040,0043,0123
ELTA.....	0009	GRANDIN.....	0009,0169,0011,0245,0120
EMERSON.....	0141,0127,0000	GRUNDIG.....	0117,0091,0114,0101,0135,0008,0017, 0136,0043
ERRES.....	0169,0051	H & B.....	0343,0228
ESC.....	0245	HAAZ.....	0228
		HALIFAX.....	0002,0003
		HAMPTON.....	0003
		HANSEATIC.....	0009,0003,0027,0169,0051,0083,0118, 0131,0141,0007,0026
		HANTAREX.....	0009,0123

HARWOOD ..... 0171  
 HCM ..... 0002,0003,0009,0074,0120  
 HIFVOX ..... 0139  
 HINARI ..... 0171,0009,0011,0027,0051,0006,0169,  
 0248,0043,0137  
 HISAWA ..... 0011,0113,0120  
 HISENSE ..... 0156  
 HITACHI ..... 0027,0019,0085,0134,0153,0213,0140,  
 0144,0003,0118,0004,0016,0023,0041,  
 0045,0047,0131,0133,0138,0139,0141,  
 1013,0021,0046,0033,0123,0142  
 HORNYPHON ..... 0051  
 HOSHAI ..... 0011  
 HUANYU ..... 0003,0115  
 HYGASHI ..... 0003  
 HYPER ..... 0003,0009,0129,0131  
 HYPSON ..... 0002,0003,0051,0169,0120  
 HYUNDAI ..... 1010  
 ICE ..... 0009,0002,0003,0011,0051,0068  
 IMPERIAL ..... 0047,0051,0083,0129,0131,0021,0043  
 INDESIT ..... 0024,0101  
 INDIANA ..... 0051,0169  
 INGELLEN ..... 0021  
 INGERSOL ..... 0009  
 INNO HIT ..... 0009,0011,0003,0004,0051,0169,0245,  
 0093,0123  
 INNOVATION ..... 0171,0111,0002,0009,0169,0061,0067,  
 0068,0103,0107,0115,0154,0168,0177,  
 0248,0291  
 INTERBUY ..... 0009,0129,0109  
 INTERFUNK ..... 0051,0129,0169,0139,0141,0000,0021  
 INTERTRONIC ..... 0894  
 INTERVISION ..... 0002,0003,0014,0109  
 IRRADIO ..... 0009,0011,0051,0169,0068  
 ISUKAI ..... 0011  
 ITC ..... 0003,0131  
 ITS ..... 0011,0051,0068,0120  
 ITT ..... 0061,0009,0143,0031,0133,0141,0021,  
 0142,0132  
 ITT/NOKIA ..... 0133,0142,0021  
 ITV ..... 0169,0171,0009,0088,0245  
 JEC ..... 0164  
 JVC ..... 0051,0053,0027,0068  
 KAISUI ..... 0009,0011,0003,0120  
 KAMOSONIC ..... 0003  
 KAMP ..... 0003  
 KAPSCH ..... 0157,0021  
 KARCHER ..... 0169,0003,0009,0016,0037  
 KENDO ..... 0019,0014,0028,0108,0245  
 KENNEDY ..... 0131,0157  
 KINGSLEY ..... 0003  
 KNEISSEL ..... 0174  
 KOLSTER ..... 0051

KONKA ..... 0047,0068,0229,0011  
 KORPEL ..... 0051,0169  
 KORTING ..... 0000  
 KOYODA ..... 0009  
 KTV ..... 0003  
 KURO ..... 0121  
 KYOTO ..... 0037  
 LENCO ..... 0009,0245  
 LENOIR ..... 0003,0009  
 LESA ..... 0129  
 LEYCO ..... 0169,0002,0004,0051,0026  
 LG ..... 0084,0119,0129,0149,0019,0003,0051,  
 0088,0131,0169,0171,0009,0261,0093  
 LIESENK ..... 0169  
 LIFE ..... 0002,0009,0061,0067,0068,0103,0107,  
 0111,0115,0154,0168,0169,0171,0177,  
 0205,0291  
 LIFETEC ..... 0177,0038,0171,0002,0009,0206,0205,  
 0207,0208,0210,0211,0169,0015,0042,  
 0044,0047,0048,0049,0061,0063,0067,  
 0068,0087,0103,0107,0115,0127,0154,  
 0155,0168,0170,0185,0228,0229,0209,  
 0218,1005,0894,0343,0924,0933,0248,  
 0291  
 LOEWE ..... 0097,0098,0051,0169,0000  
 LOGIK ..... 0030  
 LUMA ..... 0019,0169,0141,0157  
 LUMATRON ..... 0002,0171,0019,0088,0051,0074,0169,  
 0107,0141,0157,0245  
 LUX MAY ..... 0051  
 LUXOR ..... 0141,0019,0047,0003,0077,0138,0093,  
 0132  
 M+P ..... 0133  
 MAGNADYNE ..... 0014,0129,0131,0169,0000,0123  
 MAGNAFON ..... 0003,0014,0043,0123  
 MAGNUM ..... 0002,0111,0009,0169,0171,0061,0067,  
 0068,0103,0107,0115,0154,0168,0177,  
 0200,0291  
 MANDOR ..... 0002  
 MANESTH ..... 0002,0169,0003,0028,0051  
 MARANTZ ..... 0051,0169  
 MARELLI ..... 0000  
 MARK ..... 0051,0169  
 MATSUI ..... 0173,0099,0091,0027,0180,0028,0147,  
 0003,0004,0009,0019,0051,0068,0101,  
 0164,0169,0248,0113,0123,0013,0062,  
 0026,0030  
 MATSUSHITA ..... 0065  
 MCMICHAEL ..... 0041  
 MEDIATOR ..... 0051,0169

MEDION .....	0177,0038,0171,0002,0009,0206,1015, 0200,0205,0207,0208,0210,0211,0169, 0015,0042,0044,0047,0048,0049,0061, 0063,0067,0068,0087,0103,0107,0115, 0127,0148,0154,0155,0168,0170,0185, 0228,0229,0209,0218,1005,0894,0343, 0924,0933,0248,0291,1014	NOKIA .....	0061,0143,0063,0141,0077,0133,0031, 0021,0132,0142
MELECTRONIC .....	0009,0016,0169,0018,0003,0036,0051, 0068,0110,0115,0139,0021,0109	NORDMENDE .....	0111,0127,0036,0045,0051,0126,0139, 0046,0000,0021,0024
MEMOREX .....	0009,0920	NORDVISION .....	0169
MEMPHIS .....	0004,0009	OCEANIC .....	0141,1011,0142,0021,1089
METZ .....	0201,0135,0151,0152,0000,0075	OKANO .....	0083
MICROMAXX .....	0177,0038,0171,0002,0009,0206,0200, 0205,0207,0208,0210,0211,0169,0015, 0042,0044,0047,0048,0049,0061,0063, 0067,0068,0087,0103,0107,0115,0127, 0154,0155,0168,0170,0185,0228,0229, 0209,0218,1005,0894,0343,0924,0933, 0248,0291	ONCEAS .....	0003
MICROSTAR .....	0177,0038,0171,0002,0009,0206,0200, 0205,0207,0208,0210,0211,0169,0015, 0042,0044,0047,0048,0049,0061,0063, 0067,0068,0087,0103,0107,0115,0127, 0154,0155,0168,0170,0185,0228,0229, 0209,0218,1005,0894,0343,0924,0933, 0248,0291	ONWA .....	0069
MINERVA .....	0017,0101,0135	ORBIT .....	0051
MINOKA .....	0051	ORION .....	0099,0147,0159,0009,0212,0028,0051, 0154,0169,0171,0920,0248,0283,0123, 0142,0030,0013,0062,0075,0026
MITSUBISHI .....	0000,0027,0030,0051,0054,0057,0060, 0098,0101,0135,0205	ORMOND .....	0205
MIVAR .....	0055,0083,0003,0093,0123,0043	OSAKI .....	0011,0002,0003,0004,0074
MOTION .....	0043	OSO .....	0011
MT LOGIC .....	0090,1062	OSUME .....	0004,0029
MTC .....	0132	OTTO VERSAND .....	0003,0169,0008,0001,0027,0051,0076, 0111,0118,0131,0139,0141,0120,0121, 0132
MULTI SYSTEM .....	0169	PACKARD BELL .....	0204,0203
MULTITECH .....	0003,0009,0014,0019,0169,0027,0045, 0129,0131,0043	PAEL .....	0003
MURPHY .....	0003,0133,0018	PALLADIUM .....	0003,0083,0012
NAD .....	0141	PANAMA .....	0002,0003,0009
NAIKO .....	0099	PANASONIC .....	0065,0067,0064,0197,0072,0186,0101, 0141,0021,0151,0142,0124,0152
NAONIS .....	0019,0108	PATHE CINEMA .....	0003,0083,0131,0037
NATIONAL .....	0064,0101	PATHE MARCONI .....	0022,0045,0126,0139,0037,0046
NEC .....	0185,0027,0056	PAUSA .....	0009
NECKERMANN .....	0003,0169,0008,0019,0022,0051,0083, 0118,0132,0000	PERDIO .....	0004
NEI .....	0051,0068,0169,0113	PHILCO .....	0047,0129,0131,0000,0043
NESCO .....	0129	PHILHARMONIC .....	0003
NEW WORLD .....	0011	PHILIPS .....	0200,0088,0217,0202,0020,0169,0003, 0041,0181,0339,0051,0083,0111,0115, 0131,0141,0154,0000,0043,0089
NEWTECH .....	0009,0051	PHOCUS .....	0042,0095,1064
NICAMAGIC .....	0003	PHOENIX .....	0051,0169,0000
NIKKAI .....	0002,0003,0164,0004,0011,0051,0169	PHONOLA .....	0051,0169,0000
NOBLIKO .....	0003,0014,0043	PIONEER .....	0010,0145,0036,0051,0139,0169,0021
NOGAMATIC .....	0139	PLANTRON .....	0002,0051
		POPPY .....	0009
		PORTLAND .....	0245
		PRANDONI-PRINCE .....	0019,0141,0123
		PRECISION .....	0003
		PRIMA .....	0009,0021
		PRINZ .....	0047
		PRO2 .....	0177,0038,0171,0002,0009,0206,0200, 0205,0207,0208,0210,0211,0169,0015, 0042,0044,0047,0048,0049,0061,0063, 0067,0068,0087,0103,0107,0115,0127, 0154,0155,0168,0170,0185,0228,0229, 0209,0218,1005,0894,0343,0924,0933, 0248,0291



PROFEX.....0009,0141,0043  
 PROFILO .....0171  
 PROFI-TRONIC.....0051  
 PROLINE .....0004,0051,0062  
 PROSONIC .....0161,0169,0003,0015,0042,0088,0107,  
 0200,0068,0245  
 PROTECH.....0002,0003,0009,0169,0014,0051,0129,  
 0131,0132,0113  
 PROVISION .....0169,0171  
 PYE .....0169,0051,0068  
 PYMI.....0009  
 QUASAR.....0129  
 QUELLE.....0169,0205,0002,0003,0016,0022,0051,  
 0129,0131,0135,0141,0017,0018,0026,  
 0030  
 QUESTA.....0027  
 RADIOLA .....0051,0169  
 RADIOMARELLI.....0129,0000,0123  
 RADIONETTE .....0016,0018  
 RADIOTONE .....0051,0007  
 RANK.....0017,0027  
 RBM .....0017  
 RCA .....0031  
 REDIFFUSION .....0141  
 REVOX .....0051,0169  
 REX .....0019,0002,0108,0157,0021  
 RFT .....0000,0007  
 R-LINE .....0051,0169  
 ROADSTAR.....0002,0009,0011,0245  
 ROBOTRON.....0000  
 RTF.....0000  
 SABA .....0127,0111,0126,0036,0045,0139,0141,  
 0245,0142,0046,0000,0123,0021  
 SACCS .....0037  
 SAISHO .....0028,0002,0003,0009,0248,0030,0123,  
 0013  
 SALORA .....0019,0031,0047,0061,0107,0108,0118,  
 0131,0138,0141,0093,0121,0128,0132,  
 0021  
 SAMBERS.....0014,0169,0043,0123  
 SAMSUNG .....0090,0104,0009,0051,0172,0083,0002,  
 0160,0003,0004,0312,0030,0105,0093  
 SANDRA.....0003,0009  
 SANSUI .....0051,0920  
 SANYO .....0004,0006,0031,0003,0027,0016,0018,  
 0083,0127,0160,0131,0029,0030,0040,  
 0043  
 SAVILLE .....0248  
 SBR .....0041,0169  
 SCHAUB LORENZ.....0141,0021,0142  
 SCHNEIDER .....0177,0003,0169,0011,0051,0068,0131,  
 0139,0160,0245,0264,0071,0125  
 SCHWAIGER .....1024

SEG .....0171,0002,0205,0003,0169,0009,0014,  
 0027,0088,0129,0131,0043  
 SEI-SINUDYNE .....0014,0013,0021,0026,0075,0123,0000  
 SELECO .....0019,0027,0131,0108,0157,0021  
 SENCORA .....0009  
 SENTRA .....0164  
 SHARP .....0001,0059,0005,0027,0187,0188,0029  
 SHORAI.....0026  
 SIAREM.....0014,0131,0000,0123  
 SICATEL.....0037  
 SIEMENS.....0008,0022,0200,0135,0029  
 SIERRA .....0051  
 SIESTA .....0160  
 SILVER.....0027  
 SINGER.....0014,0131,0129,0228,0000  
 SINUDYNE .....0014,0131,0169,0028,0000,0075,0013,  
 0026  
 SKANTIC .....0138,0021  
 SKYMASTER.....0016  
 SKYWORTH .....0228  
 SOLAVOX.....0092,0021  
 SONITRON.....0006,0031  
 SONOKO .....0009,0002,0169,0003,0051,0245  
 SONOLOR .....0006,0021  
 SONTEC.....0051,0169,0160  
 SONY .....0165,0130,0183,0106,0076,0027,0127,  
 0009,0004,0182,0029,0030  
 SOUND & VISION.....0011,0014  
 SOUNDWAVE .....0051,0169  
 STANDARD.....0003,0009,0011,0051,0245  
 STARLIGHT .....0169  
 STENWAY .....0120  
 STERN .....0019,0157,0021  
 SUNKAI.....0009,0026,0062  
 SUNWOOD .....0009,0051  
 SUPERLA .....0003  
 SUPRETECH .....0118  
 SUPRA .....0009  
 SUSUMU.....0011  
 SUTRON.....0009  
 SYDNEY .....0003  
 SYSLINE .....0169  
 TANDBERG .....0157,0026  
 TANDY .....0001,0003,0004,0011,0133,0021  
 TASHIKO .....0003,0019,0027,0041,0056,0128  
 TATUNG.....0051,0003,0004,0169,0123  
 TCM .....0177,0038,0171,0002,0009,0206,1015,  
 1017,1119,0205,0207,0208,0210,0169,  
 0042,0044,0047,0061,0063,0067,0068,  
 0103,0107,0115,0127,0154,0168,0185,  
 0211,0228,0209,1005,0343,0924,0933,  
 0248,0291  
 TEC .....0003,0009,0129,0131,0133

TECHNICS ..... 0065  
 TECHNISAT ..... 0154  
 TELEAVIA ..... 0022,0036,0045,0111,0126,0139  
 TELEFUNKEN ..... 0166,0111,0127,0190,0022,0035,0163,  
 0101,0102,0036,0050,0051,0052,0078,  
 0108,0126,0139,0079  
 TELETECH ..... 0169,0009,0088,0129,0113  
 TELETON ..... 0003,0157,0118,0132  
 TENSAT ..... 0011,0168,0018,0051,0026  
 TESMET ..... 0051  
 TEVION ..... 0177,0038,0171,0002,0009,0206,1015,  
 0200,0205,0207,0208,0210,0211,0169,  
 0015,0042,0044,0047,0048,0049,0061,  
 0063,0067,0068,0087,0103,0107,0115,  
 0127,0154,0155,0168,0170,0185,0228,  
 0229,0209,0214,0218,1005,1016,0894,  
 0343,0924,0933,0248,0291,1064  
 TEXET ..... 0003  
 THOMSON ..... 0166,0127,0111,0003,0022,0036,0045,  
 0176,0101,0102,0050,0051,0052,0126,  
 0139,0163,0185,0245,0046  
 THORN ..... 0004,0018,0169,0035,0054,0111,0127,  
 0141,0164,0037  
 TOKAI ..... 0004,0051  
 TOKYO ..... 0003  
 TOMASHI ..... 0120  
 TOSHIBA ..... 0117,0164,0189,0027,0146,0017,0920,  
 0082  
 TOWADA ..... 0131,0021  
 TRIUMPH ..... 0013,0123,0082  
 UHER ..... 0051,0157,0021,0043  
 ULTRAVOX ..... 0003,0014,0129,0131,0133,0000  
 UNITED ..... 0088,0169  
 UNITED QUICK STAR ..... 0245  
 UNIVERSUM ..... 0102,0002,0016,0018,0051,0061,0169,  
 0083,0110,0122,0129,0131,0143  
 UNIVOX ..... 0037  
 VESTEL ..... 0019,0051,0169,0171,0083,0092,0103,  
 0107,0118,0129,0131,0138,0168,0195,  
 0205,0021,1014  
 VEXA ..... 0169,0009  
 VICTOR ..... 0027,0051,0065  
 VIDEO SYSTEM ..... 0051  
 VIDEOLOGIQUE ..... 0011,0003  
 VIDEON ..... 0248  
 VIDEOSAT ..... 0129  
 VISIOLA ..... 0003  
 VISION ..... 0051  
 VISOREX ..... 0096  
 VISTAR ..... 0133  
 VORTEC ..... 0051,0169  
 VOKSON ..... 0019,0051,0108,0021,0043,0000  
 WALTHAM ..... 0003,0133,0138,0037

WATSON ..... 0051,0169  
 WATT RADIO ..... 0003,0014,0131,0037  
 WEGA ..... 0000,0027  
 WELTBlick ..... 0051,0169  
 WESTON ..... 0131  
 WHARFEDALE ..... 0099  
 WHITE WESTINGHOUSE ..... 0169,0003,0014,0043  
 YAKUMO ..... 1012  
 YOKO ..... 0009,0011,0051,0169,0002,0003  
 YORX ..... 0011  
 ZANUSSI ..... 0019,0157,0108  
 VIDEON ..... 0248



## VCR codes

AIWA ..... 0230,0233,0256,0293,0231,0248,0291  
 AKAI ..... 0300,0329,0307,0237,0236,0238,0239,  
 0293  
 AKIBA ..... 0275  
 AKURA ..... 0275,0244,0293  
 ALBA ..... 0275,0233,0250,0245,0248,0246,0247  
 ALLORGAN ..... 0311  
 AMBASSADOR ..... 0250  
 AMSTRAD ..... 0253,0231,0254  
 ANITECH ..... 0275  
 APEX ..... 0949  
 ASA ..... 0257,0256  
 ASUKA ..... 0275,0257,0231,0256  
 BAIRD ..... 0259,0231,0258,0245,0237,0293  
 BASIC LINE ..... 0275,0233,0250,0245  
 BAUR ..... 0263,0257  
 BESTAR ..... 0250,0245  
 BLACK PANTHER LINE ..... 0245  
 BLAUPUNKT ..... 0263,0257,0262,0260,0309,0325,0271  
 BONDSTEC ..... 0250  
 BRANDT ..... 0303,0305  
 BROKSONIC ..... 0277,0967  
 BUSH ..... 0275,0233,0245,0248,0246,0247,0288  
 CATRON ..... 0250  
 CGE ..... 0231,0293  
 CIMLINE ..... 0275,0233  
 CINEVISION ..... 0256  
 CLATRONIC ..... 0250  
 COMBITECH ..... 0248  
 CONDOR ..... 0250,0245  
 CROWN ..... 0275,0250,0245  
 CYBERCOM ..... 0233,0311,0262,0269,0319,0256,0248,  
 0291,0338,0905,0906  
 CYBERMAXX ..... 0233,0311,0262,0269,0319,0256,0248,  
 0291,0338,0905,0906  
 CYTRON ..... 0233,0311,0262,0269,0319,0256,0248,  
 0291,0338,0905,0906  
 DAEWOO ..... 0274,0250,0265,0319,0245,0971

DANSAI.....	0275
DANTAX.....	0233
DAYTRON.....	0245
DE GRAAF.....	0266,0257
DECCA.....	0257,0231,0293
DUAL.....	0233,0256,0257,0311,0262,0319,0293, 0248,0291,0338,0905,0906
DUMONT.....	0266,0257,0231,0258
ELTA.....	0275
EMERSON.....	0231,0256,0301,0339
ESC.....	0245
ETZUKO.....	0275
FERGUSON.....	0294,0259,0271,0278,0293,0281,0305
FIDELITY.....	0311,0231
FINLANDIA.....	0266,0257,0258
FINLUX.....	0266,0298,0257,0231,0258,0293,0237
FIRSTLINE.....	0266,0275,0233,0265,0298,0256
FISHER.....	0258,0279
FLINT.....	0233
FORMENTI-PHEONIX.....	0257
FRONTECH.....	0250
FUJITSU.....	0231
FUNAI.....	0231,0339
GALAXY.....	0231
GBC.....	0275,0250
GEC.....	0257
GELOSO.....	0275
GENERAL.....	0250
GENERAL TECHNIC.....	0262,0233,0311,0248
GOLDHAND.....	0275
GOLDSTAR.....	0231,0256
GOODMANS.....	0275,0250,0259,0256,0231,0245,0283, 0282
GO-VIDEO.....	0338,0367,0971
GRAETZ.....	0258,0293
GRANADA.....	0257,0266,0240,0258,0271
GRANDIN.....	0275,0250,0256,0231,0245
GRUNDIG.....	0273,0270,0263,0235,0243,0257,0260, 0272,0275,0286,0287,0290,0315,0271, 0288
HAAZ.....	0233
HANSEATIC.....	0257,0256
HCM.....	0275,0288
HINARI.....	0275,0233,0248,0288,0301
HISAWA.....	0233
HITACHI.....	0266,0257,0268,0231,0293,0387
HYPSON.....	0233,0275
IMPEGO.....	0250
IMPERIAL.....	0231
INNO HIT.....	0250,0257,0275,0245
INNOVATION.....	0233,0311,0262,0248,0291
INTERBUY.....	0256
INTERFUNK.....	0257,0258
INTERVISION.....	0231
IRRADIO.....	0275,0256
ITT.....	0237,0293,0258,0292
ITV.....	0256,0245
JVC.....	0294,0295,0293,0400
KAISUI.....	0275
KARCHER.....	0257
KENDO.....	0233,0250,0265,0300,0245,0236,0237
KENWOOD.....	0293
KORPEL.....	0275
LENCO.....	0245
LEYCO.....	0275
LG.....	0231,0256,0261,0907
LIFE.....	0291,0256
LIFETEC.....	0233,0311,0262,0269,0319,0256,0248, 0291,0338,0905,0906
LOEWE.....	0267,0325,0262,0257,0256,0271
LOGIK.....	0275
LUMATRON.....	0274,0245
LUXOR.....	0298,0258,0237,0281
MAGNASONIC.....	0258
MAGNAVOX.....	0914,0285
MAGNUM.....	0291
MANESTH.....	0275,0265
MARANTZ.....	0257,0271,0281,0299
MATSUI.....	0233,0256,0248,0301
MEDIATOR.....	0257
MEDION.....	0233,0311,0262,0269,0319,0256,0248, 0291,0338,0905,0906
MELECTRONIC.....	0231
MEMOREX.....	0240,0256,0231,0258,0279
MEMPHIS.....	0275
METZ.....	0262,0263,0267,0273,0325,0271
MICROMAXX.....	0233,0311,0262,0269,0319,0256,0248, 0291,0338,0905,0906
MICROSTAR.....	0233,0311,0262,0269,0319,0256,0248, 0291,0338,0905,0906
MIGROS.....	0231
MINERVA.....	0263,0271
mitsubishi.....	0298,0257,0289,0294,0231
MULTITECH.....	0275,0250,0257,0231
MURPHY.....	0231
NATIONAL.....	0262,0260
NEC.....	0294,0293,0299
NECKERMANN.....	0257,0293,0301
NEI.....	0257
NESCO.....	0275
NIKKAI.....	0250,0302
NOKIA.....	0240,0300,0307,0258,0237,0292,0293
NORDMENDE.....	0294,0293,0303,0305
OCEANIC.....	0240,0231,0293
OKANO.....	0233,0300
ORION.....	0234,0233,0304,0248,0283,0301,0246

ORSON .....	0231
OSAKI .....	0275,0231,0256
OTTO VERSAND .....	0257
PALLADIUM .....	0275,0300,0256,0271,0293
PANASONIC .....	0262,0267,0260,0314,0321,0325,0970
PATHE CINEMA .....	0301
PATHE MARCONI .....	0293
PENTAX .....	0266
PERDIO .....	0231
PHILCO .....	0299
PHILIPS .....	0235,0257,0290,0315,0327,0286,0285, 0242,0271,0293,0969
PHONOLA .....	0257
PIONEER .....	0294,0257,1084
POLAROID .....	0949
PORTLAND .....	0250,0245
PRINZ .....	0231
PRO2 .....	0233,0311,0262,0269,0319,0256,0248, 0291,0338,0905,0906
PROFEX .....	0275
PROLINE .....	0231,0288
PROSONIC .....	0233,0245
PYE .....	0257
QUARTZ .....	0258
QUELLE .....	0257,0263,0258,0231,0271,0301
RADIOLA .....	0257
REX .....	0293
RFT .....	0250,0257
ROADSTAR .....	0275,0256,0245
SABA .....	0324,0245,0281,0293,0303,0305
SAISHO .....	0275,0233,0248,0301
SALORA .....	0298,0258,0237,0292
SAMSUNG .....	0311,0312,0338,0963
SAMURAI .....	0250
SANSUI .....	0294,0244,0293,0920
SANYO .....	0284,0258,0279
SAVILLE .....	0248
SBR .....	0257
SCHAUB LORENZ .....	0258,0237,0231,0293
SCHNEIDER .....	0275,0233,0265,0250,0257,0256,0231, 0264,0245
SEG .....	0275
SEI-SINUDYNE .....	0257
SELECO .....	0293
SENTRA .....	0250
SENTRON .....	0275
SHARP .....	0240,0241,0328,0281
SHINTOM .....	0275,0258
SHIWAKI .....	0256
SIEMENS .....	0263,0256,0258,0271
SILVA .....	0256
SINUDYNE .....	0257
SOLAVOX .....	0250
SONOKO .....	0245
SONOLOR .....	0240
SONTEC .....	0256
SONY .....	0232,0308,0309,0310,0313,0249,0251, 0255,0402
STANDARD .....	0245
STRONG .....	0244
SUNKAI .....	0233
SUNSTAR .....	0231
SUNTRONIC .....	0231
SUNWOOD .....	0275
SYLVANIA .....	0339,0231
TAISHO .....	0233
TANDBERG .....	0263
TASHIKO .....	0240,0231
TATUNG .....	0257,0231,0293
TCM .....	0233,0256,0311,0262,0269,0319,0375, 0248,0291,0338,0905,0906
TEC .....	0250
TECHNICS .....	0262,0260
TELEAVIA .....	0293
TELEFUNKEN .....	0306,0294,0324,0295,0323,0280,0293, 0303,0305
TENOSAL .....	0275
TENSAI .....	0275,0231,0256
TEVION .....	0233,0311,0262,0269,0319,0256,0248, 0291,0338,0905,0906
THOMSON .....	0294,0324,0295,0323,0326,0245,0242, 0293,0305
THORN .....	0258,0293,0301
TIVO .....	0242
TOKAI .....	0275,0256
TONSAI .....	0275
TOSHIBA .....	0320,0257,0265,0298,0319,0362,0293
TOWADA .....	0275
TOWIKA .....	0275
TRIUMPH .....	0301
TVA .....	0250
UHER .....	0256
UNITED QUICK STAR .....	0245
UNIVERSUM .....	0290,0235,0263,0257,0315,0256,0231, 0237,0239,0253,0271
VICTOR .....	0294,0295
VIDEON .....	0233,0262,0311,0248
WELTBlick .....	0256
YAMISHI .....	0275
YOKAN .....	0275
YOKO .....	0275,0250,0256
ZENITH .....	0256

**COMBO****TV/VCR**

AIWA.....	0248,0291
ALBA.....	0245,0248
BAIRD.....	0245
BASIC LINE.....	0245
BESTAR.....	0245
BLACK PANTHER LINE.....	0245
BUSH.....	0245,0248
COMBITECH.....	0248
CONDOR.....	0245
CROWN.....	0245
CYBERCOM.....	0248,0291
CYBERMAXX.....	0248,0291
CYTRON.....	0248,0291
DAEWOO.....	0245
DAYTRON.....	0245
DUAL.....	0248,0291
ESC.....	0245
GENERAL TECHNIC.....	0248
GOLDSTAR.....	0261
GOODMANS.....	0245,0283
GRANDIN.....	0245
HINARI.....	0248
INNO HIT.....	0245
INNOVATION.....	0248,0291
ITV.....	0245
KENDO.....	0245
LENCO.....	0245
LG.....	0261
LIFE.....	0291
LIFETEC.....	0248,0291
LUMATRON.....	0245
MAGNUM.....	0291
MATSUI.....	0248
MEDION.....	0248,0291
MICROMAXX.....	0248,0291
MICROSTAR.....	0248,0291
ORION.....	0248,0283
PORTLAND.....	0245
PRO2.....	0248,0291
PROSONIC.....	0245
ROADSTAR.....	0245
SABA.....	0245
SAISHO.....	0248
SAMSUNG.....	0312
SAVILLE.....	0248
SCHNEIDER.....	0245,0264
SONOKO.....	0245
STANDARD.....	0245

TCM.....	0248,0291
TEVION.....	0248,0291
THOMSON.....	0245
UNITED QUICK STAR.....	0245

**TV/DVD***DVD code & TV code*

AUDIOSONIC.....	1062 & 0090
BEKO.....	1064
BROKSONIC.....	0920
CYBERCOM.....	0343 & 0228, 0924 & 0210, 0933 & 0228
CYBERMAXX.....	0894, 0343 & 0228, 0924 & 021, 0933 & 0228
CYTRON.....	0894, 0343 & 0228, 0924 & 0210, 0933 & 0228
DUAL.....	0343 & 0228, 0924 & 0210, 0933 & 0228
DURABRAND.....	0933 & 0228, 1085 & 1006, 1085 & 1007,1086 & 1008, 1087 & 1008, 1088 & 1009
H & B.....	0343 & 0228
INTERTRONIC.....	0894
LIFETEC.....	0894, 0343 & 0228, 0924 & 0210, 0933 & 0228
MEDION.....	0894, 0343 & 0228, 0924 & 0210, 0933 & 0228
MEMOREX.....	0920
MICROMAXX.....	0894, 0343 & 0228, 0924 & 0210, 0933 & 0228
MICROSTAR.....	0894, 0343 & 0228, 0924 & 0210, 0933 & 0228
MT LOGIC.....	1062 & 0090
OCEANIC.....	1089 & 1011
ORION.....	0920
PHILIPS.....	0339 & 0181
PHOCUS.....	1064
PRO2.....	0894, 0343 & 0228, 0924 & 0210,0933 & 0228
SANSUI.....	0920
TCM.....	0343 & 0228, 0924 & 0210, 0933 & 0228,1119
TEVION.....	0894, 0343 & 0228, 0924 & 0210, 0933 & 0228,1064
TOSHIBA.....	0920

**DVD/VCR***DVD code & VCR code*

APEX.....	0949
BROKSONIC.....	0920 0967
CINEVISION.....	0375 & 0256

CYBERCOM .....0338, 0375 & 0256  
 CYBERMAXX .....0338, 0896, 0906, 0375 & 0256  
 CYTRON .....0338, 0896, 0906, 0375 & 0256  
 DAEWOO .....0971  
 DUAL .....0338, 0375 & 0256  
 EMERSON .....0339 & 0231, 0375 & 0256  
 FUNAI .....0339 & 0231  
 GO-VIDEO .....0338, 0367, 0971  
 GOLDSTAR .....0375 & 0256  
 HITACHI .....0387 & 0231  
 JVC .....0400  
 LG .....0907, 0375 & 0256  
 LIFETEC .....0338, 0896, 0906, 0375 & 0256  
 MAGNAVOX .....0914 & 0285  
 MEDION .....0338, 0896, 0906, 0375 & 0256  
 MICROMAXX .....0338, 0896, 0906, 0375 & 0256  
 MICROSTAR .....0338, 0896, 0906, 0375 & 0256  
 PANASONIC .....0970  
 PHILIPS .....0969 & 0285  
 PIONEER .....1084  
 POLAROID .....0949  
 PRO2 .....0338, 0896, 0906, 0375 & 0256  
 SAMSUNG .....0338, 0963  
 SANSUI .....0920  
 SANYO .....0378 & 0258  
 SONY .....0402  
 SYLVANIA .....0339 & 0231  
 TCM .....0338, 0375 & 0256  
 TEVION .....0338, 0896, 0906, 0375 & 0256  
 TOSHIBA .....0362  
 ZENITH .....0375 & 0256



## SATELLITES

### SAT

AKAI .....0552  
 ALBA .....0508,0562,0405,0407  
 ALDES .....0408,0409  
 ALLSAT .....0462,0410,0552  
 ALLSONIC .....0408,0428  
 AMPERE .....0422  
 AMSTRAD .....0584,0555,0541,0415,0416,0417,0419  
 ANKARO .....0408,0428,0424  
 ANTTRON .....0405,0407  
 APOLLO .....0405  
 ARCON .....0415,0422,1155,1144,1153,0424,0463  
 ARMSTRONG .....0419  
 ASAT .....0552  
 AST .....0435  
 ASTON .....0594,0406  
 ASTRA .....0429,0419,0431,0432,0502

ASTRO .....0428,0439,0569,0407,0409  
 AUDIOTON .....0462,0407  
 AURORA .....0602  
 AUSTAR .....0602,0643,0642  
 AXIS .....0428,0415,0432,0456  
 BARCOM .....0424  
 BEST .....0428,0424  
 BLAUPUNKT .....0439  
 BOCA .....0419,0502  
 BRAIN WAVE .....0444,1131  
 BRANDT .....0565,0566,0567,0574  
 BSKYB .....0584,0555  
 BT SATELLITE .....0574  
 BUSH .....0508,0562,0410  
 CANAL SATELLITE .....0569,0599  
 CANAL+ .....0569,0599  
 CHAPARRAL .....0507  
 CHESS .....0547,0586  
 CITYCOM .....0508,0640,0459  
 CLATRONIC .....0444  
 CLEMENS KAMPHUS .....0491  
 CNT .....0409  
 COLUMBUS .....0477  
 COMAG .....0471  
 COMMLINK .....0408  
 COMTECH .....0456  
 CONDOR .....0428,0640  
 CONNEXIONS .....0438,0454  
 CONRAD .....0640,1156  
 CONTEC .....0456,0459  
 COSAT .....0462  
 CROWN .....0419  
 CYBERCOM .....0412,0413,0423,0428,0442,0493,0504,  
 0511,0514,0546,0566,0583,0586,0587,  
 0618,0619  
 CYBERMAXX .....0412,0413,0423,0428,0442,0466,0478,  
 0484,0493,0504,0511,0514,0535,0546,  
 0566,0583,0586,0587,0618,0619,0644,  
 0650,0652,0653,1130,1138,1137  
 CYTRON .....0412,0413,0423,0428,0442,0466,0478,  
 0484,0493,0504,0511,0514,0535,0546,  
 0566,0583,0586,0587,0618,0619,0644,  
 0650,0652,0653,1130,1138,1137  
 DAERYUNG .....0438  
 DANSAT .....0410  
 D-BOX .....0564,0604  
 DECCA .....0460  
 DEW .....0456  
 DIAMOND .....0461  
 DIGIALITY .....0640  
 DISKXPRESS .....0424,0454  
 DITRISTRAD .....0462  
 DMT .....0412

DNT.....0438,0552  
 DONG WOO.....0501  
 DRAKE.....0557,0463  
 DREAMBOX.....0658  
 DStv.....0602  
 DUAL.....0412,0413,0423,0428,0493,0504,0511,  
 0566,0583,0586,0587,0618,0514  
 ECHOSTAR.....0640,0581,0586,0425,0481,0578,0579,  
 0580,0657,0659,0464,0465,0467  
 EINHELL.....0408,0417,0405,0419  
 ELEKTA.....0409  
 ELTA.....0428,0462,0405,0552  
 EMANON.....0405  
 EMMESSE.....0428,0508,0491  
 EMTECH.....1162  
 EP SAT.....0508,0491  
 E-TEK.....1140  
 EUROPHON.....0640  
 EUROSAT.....0419  
 EUROSKEY.....0428,0640,1156,0419  
 EUROSPACE.....0468  
 EUROSTAR.....0438,0419  
 EVA.....0588,0589  
 EXATOR.....0405,0407  
 FERGUSON.....0508,0472,0603,0410,0473  
 FIDELITY.....0415,0417  
 FINLANDIA.....0508  
 FINLUX.....0508,0429,0608,0475,0480,0487  
 FINNSAT.....0603,0456  
 FORCE.....0577,0553,0535  
 FORTEC STAR.....0470  
 FOXTEL.....0602,0643,0584  
 FRACARRO.....0562  
 FRANCE SATELLITE/TV.....0477  
 FREECOM.....0405,0489  
 FTE.....0422,0496  
 FUBA.....0548,0439,0428,0438,0405,0424,0431,  
 0477,0480,0552  
 FUNTACH.....0587  
 GALAXIS.....0428,0408,0462,0478,0484,0535,0582,  
 0583,0602,0619,0432,0456  
 GALAXY.....0424  
 GLOBECAST.....1141  
 GLOBO.....1156  
 GMI.....0419  
 GOLDSTAR.....0489  
 GOODING.....0483  
 GOODMANS.....0508  
 GRANADA.....0429  
 GROTHUSEN.....0405,0489  
 GRUNDIG.....0439,0436,0483,0495,0508,0544,0469,  
 0602,0584,0407,0550  
 HANDAN.....0547,1167  
 HANSEATIC.....0504  
 HANTOR.....0444,0405,0501

HANURI.....0409  
 HELIOCOM.....0422  
 HIRSCHMANN.....0439,0522,0547,0548,1156,1165,1174,  
 0487,0488,0491,0558  
 HISAWA.....0444  
 HITACHI.....0508,0537  
 HOUSTON.....0462  
 HUMAX.....0485,0517,0582  
 HUTH.....0408,0411,0444,0462,0419,0491  
 HYUNDAI.....0486  
 IMPERIAL.....0562  
 INNOVATION.....0428,0493,0504,0511,0583,0586,0587,  
 0618  
 INTERTRONIC.....0419  
 INTERVISION.....0462  
 IRDETO.....0602  
 ITT/NOKIA.....0429,0508,0548,0454,0487,0537  
 JOHANSSON.....0444  
 JSR.....0462  
 JVC.....0483  
 KATHREIN.....0549,0617,0631,0607,0635,0439,0459,  
 0496,0498,0499,0507,0552  
 KOSMOS.....0489,0491,0496  
 KR.....0407  
 KREISELMAYER.....0439  
 KYOSTAR.....0405  
 LASAT.....0428,0565,0566,0567,1156,1157,0409,  
 0500,0501,0502  
 LENCO.....0405,0489,0503  
 LENG.....0444  
 LENNOX.....0462  
 LENSON.....0479  
 LG.....0489  
 LIFE.....0583  
 LIFESAT.....0412,0413,0423,0428,0442,0493,0504,  
 0511,0514,0546,0566,0583,0586,0587,  
 0618,0619  
 LIFETEC.....0412,0413,0423,0428,0442,0466,0478,  
 0484,0493,0504,0511,0514,0535,0546,  
 0566,0583,0586,0587,0618,0619,0644,  
 0650,0652,0653,1130,1138,1137  
 LION.....0468  
 LORENTZEN.....1156  
 LORRAINE.....0489  
 LUPUS.....0428  
 LUXOR.....0417,0429,0548,0537  
 MACAB.....0603  
 MANHATTAN.....0462,0508,0557,0633,0421,0409  
 MARANTZ.....0552  
 MARMITEK.....0641  
 MARMITEK OCTOPUS.....0655  
 MASCOM.....0409  
 MASPRO.....0483,0508,0507,0558  
 MATSUI.....0483,0574  
 MB.....0504  
 MBOX.....0442  
 MEDIABOX.....0569  
 MEDIAMARKT.....0419  
 MEDIASAT.....0569,0432

MEDION .....	0412,0413,0423,0428,0442,0466,0478, 0484,0493,0504,0511,0514,0535,0546, 0566,0583,0586,0587,0618,0619,0644, 0650,0652,0653,1130,1139,1138,1137, 1181	PALLADIUM .....	0483,0419
MEGA .....	0552	PALTEC .....	0431
METRONIC .....	0408,0575,0612,0613,0614,0615,0632, 0409,0424,0405,0407	PANASONIC .....	0584,0508,0542
METZ .....	0439	PANDA .....	0508,0410
MICRO TECHNOLOGY .....	0468	PANSAT .....	0490
MICROMAXX .....	0412,0413,0423,0428,0442,0466,0478, 0484,0493,0504,0511,0514,0535,0546, 0566,0583,0586,0587,0618,0619,0644, 0650,0652,0653,1130,1139,1138,1137	PANTECH .....	0591
MICROSTAR .....	0412,0413,0423,0428,0442,0466,0478, 0484,0493,0504,0511,0514,0535,0546, 0566,0583,0586,0587,0618,0619,0644, 0650,0652,0653,1130,1138,1137	PBI .....	1138
MINERVA .....	0483,0439	PHILIPS .....	0552,0436,0483,0493,0495,0508,0543, 0434,0569,0574,0605,0618,0455,0561, 0550,0456,0515
MITSUBISHI .....	0508,0439,0574	PHOENIX .....	0456
MITSUMI .....	0502	PHONOTREND .....	0408,0462,0491,0652
MORETV .....	0644,0423,1130,1181	PINNACLE .....	0654
MORGAN SYDNEY .....	0611	PIONEER .....	0569
MORGANS .....	0611,0419,0502,0552	POLSAT .....	0603
MULTICHOICE .....	0602	POLYTRON .....	0459
MULTISTAR .....	0496,0501	PREDKI .....	0444
MULTITEC .....	0586,0587	PREMIER .....	0569
MURATTO .....	0437,0489	PREMIERE .....	0564,0462,0569,0542,0442,0604
NAVEX .....	0444	PREMIUM X .....	1134
NEC .....	0509,0510	PRIESNER .....	0445,0419
NEUHAUS .....	0462,0479,0432	PRO2 .....	0412,0413,0423,0428,0442,0466,0478, 0484,0493,0504,0511,0514,0535,0546, 0566,0583,0586,0587,0618,0619,0644, 0650,0652,0653,1130,1138,1137
NEXTWAVE .....	0414,0585	PROFI .....	0503
NIKKO .....	0419	PROMAX .....	0508
NOKIA .....	0530,0564,0425,0429,0508,0548,0563, 0531,0454,0487	PROSAT .....	0408,0562
NOMEX .....	0622	PROTEK .....	0461
NORDMENDE .....	0549,0472,0508,0603,0405,0409	PROVISION .....	0409
NOVIS .....	0444	QUADRAL .....	0408,0428
OAK .....	0424	QUELLE .....	0439,0417
OCEANIC .....	0461,0468	QUIERO .....	0603
OCTAGON .....	0405,0407,0456	RADIOLA .....	0552
OKANO .....	0419,0491,0496	RADIX .....	0630,0438,0632
OPTEX .....	0462,0459,0656	RAINBOW .....	0407
OPTUS .....	0602	REDIFFUSION .....	0510
ORBIT .....	0435	REDPOINT .....	0432
ORBITECH .....	0405	REDSTAR .....	0428
ORIGO .....	0468	RFT .....	0408,0552
OSAT .....	0407	RUEFACH .....	0503
OTTO VERSAND .....	0439	SAB .....	1137,1144,1145,1146,1147
PACE .....	0584,0555,0439,0559,0527,0508,0410, 0617	SABA .....	0472,0508,0543,0556,0562,0565,0571, 0572,0573,0574,0575,0409,0468
PACIFIC .....	0461	SABRE .....	0508
PALCOM .....	0479,0431,0477	SAGEM .....	0570,0604,0599,0603,0648
		SAKURA .....	0456
		SALORA .....	0429,0527,0509,0520
		SAMSUNG .....	0426,0405
		SAT .....	0415,0435,0437
		SATCOM .....	0640,0504,0523
		SATEC .....	0508
		SATPARTNER .....	0444,0405,0407,0409,0489,0491



SCHNEIDER .....0428,0455,0511,0583,0586,0587,0618  
 SCHWAIGER .....0411,0412,0413,0427,0430,0433,0440,  
 0504,0508,0516,0566,0573,0575,0576,  
 0577,0582,0514,0583,0585,0587,0598,  
 0616,0630,0631,0633,0635,1132,1133,  
 1147,1152,1173,0459,0498  
 SEEMANN .....0438,0419,0432  
 SEG .....0428,0444,0504,0541,0631,0634,0405  
 SELECO .....0462  
 SIEMENS .....0439,1157  
 SILVA .....0489  
 SKARDIN .....0432,0586,0546,1160  
 SKY .....0584,1151  
 SKY DIGITAL .....0584,0555  
 SKY+ .....0555  
 SKYMASTER .....0408,0504,0506,0546,0547,0586,0587,  
 0588,0589,0590,0591,0592,0621,1140,  
 1138,1159,1161,1160,1162,1167  
 SKYMAX .....0552  
 SKYPEX .....1156  
 SKYVISION .....0462  
 SM ELECTRONIC .....0408,0412,0504,0506,0546,0547,0586,  
 0587,0588,0589,0591,0621,1140,1138,  
 0592,1159,1161,1160,1162,1167  
 SONY .....0584,0569,0418,0446  
 SR .....0472,0419,0502  
 STAR TRAK .....0405  
 STARLAND .....0586  
 STARRING .....0444  
 STRONG .....0562,0428,0602,0545,0454,0489,0405,  
 0407  
 SUMIDA .....0419  
 SUNSTAR .....0527,0419,0502  
 TANDBERG .....0603  
 TANDY .....0407  
 TANTEC .....0508,0479,0477  
 TATUNG .....0460  
 TCM .....0412,0413,0423,0428,0442,0493,0504,  
 0511,0514,0546,0566,0583,0586,0587,  
 0618,0619  
 TECHNIHALL .....0416  
 TECHNISAT .....0438,0479,0569,0623,0528,0529  
 TECHNOMATE .....0441,1142  
 TECO .....0419,0502  
 TELASAT .....0640  
 TELEFUNKEN .....0560,0508,0565,0566,0567,0574,0405  
 TELEKA .....0438,0640,0407,0419  
 TELEMASTER .....0409  
 TELEMAX .....0500  
 TELESAT .....0504  
 TELESTAR .....0479,0569  
 TELEVES .....0508,0610,0611  
 TELEWIRE .....0462

TEVION .....0412,0413,0423,0428,0442,0466,0478,  
 0484,0493,0504,0511,0514,0535,0546,  
 0566,0583,0586,0587,0618,0619,0644,  
 0650,0652,0653,1130,1140,1138,1137  
 THOMSON .....0472,0601,0570,0574,0492,0508,0560,  
 0568,0569,0603,0427,1156  
 THORENS .....0461  
 THORN .....0508,0410,0473  
 TIOKO .....0459  
 TONBURY .....0445,1159  
 TONNA .....0508,0462  
 TOPFIELD .....0497,0505,0506  
 TPS .....0570  
 TPS PLATINUM .....1178  
 TRIAD .....0435,0437,0533,0489  
 TRIASAT .....0480  
 TRIAX .....0439,0479,0565,0609,0619  
 TWINNER .....0610,0611  
 UNIDEN .....0534  
 UNISAT .....0419,0456  
 UNITOR .....0444,0424  
 UNIVERSUM .....0439,0483,1156,0475,0487  
 VARIOSTAT .....0439  
 VECTOR .....0468  
 VENTANA .....0552  
 VIA DIGITAL .....0568  
 VIA SAT .....0568  
 VISIOSAT .....0594,0444,0462,0586,0593,0595,0596,  
 0597  
 VIVANCO .....0536,0624  
 VORTEC .....0405  
 V-TECH .....0437,0435,0515,0537  
 WEVASAT .....0508  
 WEWA .....0508  
 WINERSAT .....0444  
 WISI .....0435,0437,0438,0439,0508,0533,0538,  
 0539,0540,0597,0625,0626,0627,0628,  
 0629  
 WITTENBERG .....0415  
 WOORISAT .....0409  
 WYSI .....1156  
 ZEHNDER .....0428,0437,0635,0541,0631,0632,0409,  
 0424,0496,0498  
 ZODIAC .....0407

## CBL

AUSTAR .....0494  
 BMB .....0636  
 BT .....0554  
 CABLE AND WIRELESS .....0606  
 CABLECRYPT .....0474  
 CABLETIME .....0448,0449,0450

CANAL PLUS.....	0474
CLYDE CABLEVISION.....	0452
COMCRYPT.....	0474
CRYPTOVISION.....	0458
EURODEC.....	0603
FILMNET.....	0474
FILMNET CABLECRYPT.....	0474
FILMNET COMCRYPT.....	0474
FOXTEL.....	0602
GEC.....	0452
GI.....	0494,0554
IMPULSE.....	0554
JERROLD.....	0554,0494
KABELVISION.....	0554
LYONNAISE.....	1183
MARMITEK.....	0636
MELITA.....	0554
MNET.....	0602,0474
MOTOROLA.....	0494
MOVIE TIME.....	0551
MULTICHOICE.....	0474,0602
NOOS.....	1143,1158,1175,1183
NTL.....	0606
NUMERICABLE.....	0603
OPTUS.....	0494
PACE.....	0606
PHILIPS.....	0487
PIONEER.....	0518,0521
PVP.....	0554
SAMSUNG.....	1148
SCIENTIFIC ATLANTA.....	0524,0525
STS.....	0551
TELE + I.....	0474
TELEPIU.....	0474
TELEWEST.....	0606,0554
UNITED.....	0554
UPC.....	1143,1175,1184
VISIOSAT.....	0487

## ADSL

ALICE TV.....	1158
FRANCE TELECOM.....	1158
FREEBOX TV.....	1176,1182
MALIGNE TV.....	1158,1180
NEUF TELECOM.....	1179
NEUF TV.....	1179
NOOS.....	1143,1158,1175,1183
NUMERICABLE.....	1183
ORANGE.....	1183,1158,1180
SAGEM.....	1158,1177
SAMSUNG.....	1149
THOMSON.....	1175,1180

TPS ADSL.....	1158,1179,1180
UPC.....	1143,1175
VERSATEL.....	1149

## DVBT/TNT/DTT/TDT

DVBT : Digital Video Broadcast Terrestrial (GB)

TNT : Télévision Numérique par Satellite (F)

DTT : Television Digitale Terrestre (I)

TDT : TV Digital Terrestre (E)

ALBA.....	0451,0646
BUSH.....	0451,0032
CANAL +.....	1177
CYBERMAXX.....	0645,0650
CYTRON.....	0645,0650
DIGENIUS.....	0645
DIGIFUSION.....	0647
DIGIO2.....	1150
DMT.....	0412
DURABRAND.....	0526
ECHOSTAR.....	0657
FREEBOX.....	1182
FREEVIEW.....	0447,0451,0453,0457,0482,0512,0513, 0519,0526,0532,0600,0646,0647,0648, 0649,0651
GERICOM.....	0443
GOODMANS.....	0451,0526
GOODWAY.....	1163,1164
GRUNDIG.....	0512,1172
HAUPPAUGE.....	0482
HITACHI.....	0526
HUMAX.....	0651
JVC.....	0526
LABGEAR.....	0513
LIDCOM.....	0451
LIFETEC.....	0645,0650
MARMITEK OCTOPUS.....	0655
MATSUI.....	0649,0526,0451
MEDION.....	0645,0650
MICO.....	1135
MICROMAXX.....	0645,0650
MICROSTAR.....	0645,0650
NOKIA.....	0519,0531
NOOS.....	1183
OGGLE.....	1136
ON-DIGITAL.....	0527,0531,0620
OPTEX.....	0656
PACE.....	0453,0527
PACIFIC.....	0526
PANASONIC.....	0072,0403
PHILIPS.....	0600
PIONEER.....	0457,0620
PREMIERE.....	0600,0519

PROZ.....	0645,0650
REBOX.....	0476
SAGEM.....	0648,1143
SCHWAIGER.....	0630
SHARP.....	0059
SKARDIN.....	0656
SKYMASTER.....	0656,1165
SM ELECTRONIC.....	0412,0656,1165,1163,1164
SONY.....	0447
TCM.....	1017,1119
TEVION.....	0645,0650
THOMSON.....	0427,0532
TOP-UP TV.....	0527,0531,0657
YUNG FU.....	1166

## Set Top Box

### Web & Computer TV

BUSH.....	0039
CYBERLINK.....	1101
GERICOM.....	0443
HAUPPAUGE.....	0482
PACKARD BELL.....	1101
PANASONIC.....	0542
PREMIERE.....	0542
THOMSON.....	0603

### Media Receivers

SONY NETWORK	
MEDIA RECEIVER.....	0446

### Scart Switch Boxes

COUNTRYMAN.....	1168
FUNK.....	1170
MARMITEK.....	0641
SKARDIN.....	1169
VIVANCO.....	0684

### Digital Set Top Boxes

ECHOSTAR.....	0657
TEVION.....	0650,0645,0423
YUNG FU.....	1166

### Misc. Set Top Boxes

PARDY LIGHT BOX.....	1171
----------------------	------



## DVDs

## DVD

ACOUSTIC SOLUTIONS.....	0383,0350
AEG.....	0894,0333
AFREEY.....	0386
AIRIS.....	0357
AIWA.....	0383,0377

AKAI.....	0369,0333,0382,0350,0894
AKASHI.....	0346
ALBA.....	0384,0350,0381,0357,0370,0351
ALL-TEL.....	0333
AMES.....	0383
AMSTRAD.....	0350
AMW.....	1053,1054
ANABA.....	0961
ANSONIC.....	0356
APEX.....	0921,0384,0357,0911,0390,0913,1083,0949
ARENA.....	0923
ASPIRE.....	0952
A-TREND.....	0347
AUDIOSONIC.....	0382,1062
AUDIOVOX.....	0942
AXION.....	0942
B & K.....	0978
BAIER.....	0349
BAZE.....	0357
BEKO.....	1064
BLACK DIAMOND.....	0350
BLAUPUNKT.....	0384
BLUE NOVA INTERNATIONAL.....	1051
BLUE SKY.....	0373,0357,0350
BOMAN.....	0894,0351
BRANDT.....	0373,0360,0362
BROKSONIC.....	0920,0967
BUSH.....	0384,0382,0350,0381,0356
CAMBRIDGE.....	0376
CELESTIAL.....	0357
CENTREX.....	0357
CENTRIOS.....	0932,0951,0954,0955
CENTRON.....	0932
CENTRUM.....	0346,0926,0928,0350,0927
CINETEC.....	0350
CINEVISION.....	0375
CLASSIC.....	0383
CLATRONIC.....	0357,0894
CMI.....	0923
COBY.....	0332,0916,0946,0947,0357,1051,0948
CONTEL.....	0894
CRITERION.....	0344
CROWN.....	0373,0382
C-TECH.....	0341
CURTIS.....	0950,0948
CYBERCOM.....	0356,0930,0932,0330,0335,0339,0340,0341,0342,0345,0352,0358,0371,0923,0375,0343,0924,0933,0338,0334,0344,0664,0372,0373
CYBERHOME.....	0347,0912,0985,1075
CYBERLINK.....	1101

CYBERMAXX.....	0356,0930,0373,0932,0330,0335,0339, 0340,0341,0342,0345,0352,0358,0371, 0895,0896,0897,0898,0899,0900,0901, 0902,0903,0904,0923,0893,0959,1069, 1070,1071,1067,1066,1068,1117,1118, 0905,0343,0924,0933,0375,0906,0338, 0372,0334,0344,0664,0894	FERGUSON.....	0373
CYTRON.....	0356,0930,0373,0932,0330,0335,0339, 0340,0341,0342,0345,0352,0358,0371, 0380,0895,0896,0897,0898,0899,0900, 0901,0902,0903,0904,0923,0893,0959, 1069,1070,1071,1067,1066,1068,1117, 1118,0905,0343,0924,0933,0375,0906, 0338,0372,0334,0344,0664,0894	FINLUX.....	0375,0357,0351
DAEWOO.....	0353,0354,0965,0355,0347,0380,0925, 0971	FINTEC.....	0350
DANSAI.....	0351	FIRSTLINE.....	0373
DAYTRON.....	0925	FISHER.....	0378
DCE.....	0356	FUNAI.....	0339
DENON.....	0364,0389	GE.....	0384
DENVER.....	0381,1051,0894	GOLDEN SPHERE.....	0341
DENZEL.....	0392	GOLDSTAR.....	0375,0907,0972
DESAY.....	0958	GOODMANS.....	0373,0382,0350,0333,0351
DIAMOND.....	0373,0341	GO-VIDEO.....	0383,1059,1061,0338,0367,0971,0351
DIGIFRAME.....	0930	GPX.....	0910
DIGIHOME.....	0350	GRADIENTE.....	0373
DIGITOR.....	0382	GRAETZ.....	0392
DIGITREX.....	0357	GRAN PRIX.....	0356
DIGITRON.....	0386	GRANDIN.....	0357
DIGIX.....	0962	GRUNDIG.....	0385,0370,0380,0373,0378,0376,0350, 0333
DIK.....	0356	H & B.....	0350,0343
DISNEY.....	0339,0902	HAAZ.....	0341,0342
DiViDo.....	0380	HANSEATIC.....	0375,0351,0333
DIVX.....	0375,0932	HARMON/KARDON.....	0395
DK DIGITAL.....	0356	HCM.....	0894
DMTECH.....	0351,0333	HE.....	0383
DRAGON SYSTEMS.....	0356	HITACHI.....	0367,0368,0392,0387,0350
DUAL.....	0350,0356,0984,0383,0956,0373,0330, 0335,0337,0340,0392,0341,0342,0345, 0352,0358,0371,0923,0351,0333,0343, 0338,0372,0334,0344,0664,0375,0924, 0933	HITEKER.....	0357
DURABRAND.....	0333,0375,0356,0933,1085,1086,1087, 1088	HOHER.....	0356
DVD 1024.....	0929	HOME ELECTRONICS.....	0383
ELTA.....	0365,0382,0894,0333	HOMITA.....	0934,0935,0936,0937,0938
ELTAX.....	1051	HOYO.....	0392
EMERSON.....	0380,1057,0339,0375	HYUNDAI.....	0351
ENCORE.....	0386	ILO.....	0959
ENZER.....	0392	INITIAL.....	0384
ESA.....	0956	INTEGRA.....	0374
EUROLINE.....	0894	INTERTRONIC.....	0893,0933,0894
FARENHEIT.....	0960	JATON.....	0392
		JBL.....	0395
		JDB.....	0383
		JVC.....	0361,1058,0362,0400,0964,0662,1072
		JWIN.....	1076,1083
		KARCHER.....	0351
		KAWASHI.....	0333
		KENDO.....	0356,0923,0350
		KENNEX.....	0350
		KENWOOD.....	0393,0364
		KISS.....	0392
		KLH.....	0384
		KONKA.....	0908,0909
		KOSS.....	0358,0373
		LASONIC.....	0341
		LAWSON.....	0341,0380
		LECSON.....	0376
		LENCO.....	0373,0350,0356

LENOXX.....0931,0346,0382  
 LG.....0375,0907,0972  
 LIFE.....0372,0373,1117,1118  
 LIFETEC.....0356,0930,0373,0932,0330,0335,0339,  
 0340,0341,0342,0345,0352,0358,0371,  
 0895,0896,0897,0898,0899,0900,0901,  
 0902,0903,0904,0923,0893,0959,1069,  
 1070,1071,1067,1066,1068,1117,1118,  
 0905,0343,0924,0933,0375,0906,0338,  
 0372,0334,0344,0664,0894  
 LIMIT.....0341  
 LINN.....0336  
 LITEON.....0982,1056,1059,0959  
 LODOS.....0350  
 LOEWE.....0370,0375  
 LOGIX.....0351,0380  
 LUMATRON.....0332,0342,1051,0350,0383,0380  
 LUXMAN.....0367  
 LUXOR.....0350,0383  
 MAGNAVOX.....0362,0379,0979,0980,0981,0370,0350,  
 0914  
 MANHATTAN.....0350,0380  
 MARANTZ.....0370,0379,0981,0375,0362  
 MARK.....0350  
 MASTEC.....0335  
 MATSUI.....0373,0357,0350  
 MAXDORF.....0894  
 MAXIM.....0331,0350  
 MBO.....0396,0383,0382  
 MEDION.....0356,0930,0373,0932,0330,0335,0339,  
 0340,0341,0342,0345,0352,0358,0371,  
 0351,0895,0896,0897,0898,0899,0900,  
 0901,0902,0903,0904,0923,0893,0959,  
 1069,1070,1071,1067,1066,1068,1115,  
 1116,1117,1118,0905,0343,0924,0933,  
 0375,0906,0338,0372,0334,0344,0664,  
 0894  
 MEMOREX.....0356,0339,0920  
 MERIDIAN.....0362  
 METZ.....0368,0350,0922  
 MICROMAXX.....0356,0893,0930,0373,0932,0330,0335,  
 0339,0340,0341,0342,0345,0352,0358,  
 0371,0895,0896,0897,0898,0899,0900,  
 0901,0902,0903,0904,0923,0959,1069,  
 1070,1071,1067,1066,1068,1117,1118,  
 0905,0343,0924,0933,0375,0906,0338,  
 0372,0334,0344,0664,0894  
 MICROMEGA.....0370  
 MICROSOFT.....0399

MICROSTAR.....0356,0930,0373,0932,0330,0335,0339,  
 0340,0341,0342,0345,0352,0358,0371,  
 0895,0896,0897,0898,0899,0900,0901,  
 0902,0903,0904,0923,0893,0959,1069,  
 1070,1071,1067,1066,1068,1117,1118,  
 0905,0343,0924,0933,0375,0906,0338,  
 0372,0334,0344,0664,0894  
 MINATO.....0349  
 MINERVA.....0380  
 MINTEK.....0384  
 MIRROR.....0349  
 MITSUBISHI.....0350,0366  
 MONYKA.....0392  
 MT LOGIC.....1062  
 MUSTEK.....0383  
 MxONDA.....0373  
 MYSTRAL.....0356  
 NAD.....0375,0394  
 NAKAMICHI.....0398  
 NEC.....0375  
 NEOTEK.....0386  
 NEUFUNK.....0392  
 NEVIR.....0356  
 NEXXTECH.....0932,0954,0955,0956  
 NORCENT.....0332,0982,0944,0945,0948  
 NORDMENDE.....0356  
 NORIKO.....0349  
 OCEANIC.....1089  
 OKANO.....0349,0362  
 OMNI.....0382  
 ONIX.....0346  
 ONKYO.....0374,0975  
 OPTIMUS.....0368,0922  
 ORION.....0920,0335  
 ORITRON.....0373  
 PACIFIC.....0356,0350,0333  
 PACKARD BELL.....0939,0940,1101,1052  
 PALSONIC.....0357  
 PANASONIC.....0401,0364,0403,0970,0974  
 PANDA.....0351  
 PHILIPS.....0370,0379,0979,0980,0981,0362,1080,  
 0969,0339  
 PHOCUS.....1063,1064  
 PHONOTREND.....0916  
 PIONEER.....0368,0977,0922,0968,0976,1084  
 POLAROID.....0957,0949  
 PORTLAND.....0382  
 PRINZ.....0356  
 PRISM.....0335

PROZ ..... 0356,0930,0373,0932,0330,0335,0339,  
 0340,0341,0342,0345,0352,0358,0371,  
 0895,0896,0897,0898,0899,0900,0901,  
 0902,0903,0904,0923,0893,0959,1069,  
 1070,1071,1067,1066,1068,0905,0343,  
 0924,0933,0375,0906,0338,0372,0334,  
 0344,0664,0894  
 PROCASTER ..... 0905  
 PROLINE ..... 0373,0357,0333,0376,0397  
 PROSCAN ..... 0399  
 PROSON ..... 0350  
 PROSONIC ..... 0332,0341,0349  
 PROVISION ..... 0381,1051  
 RADIONETTE ..... 0375  
 RAITE ..... 0392  
 RCA ..... 0399,0384  
 REDSTAR ..... 0894  
 RELISYS ..... 0923,0895  
 REOC ..... 0341  
 REX ..... 0346  
 ROADSTAR ..... 0350,0383,0382  
 RONIN ..... 0397  
 ROTEL ..... 0361  
 ROWA ..... 0384,0922  
 RTL ..... 0923  
 SABA ..... 0373,0915,0360  
 SAIVOD ..... 0356  
 SALORA ..... 0375  
 SAMPO ..... 0341,0386,0923,0895,1051  
 SAMSUNG ..... 0367,1050,0338,0963,0919  
 SANSUI ..... 0341,0920  
 SANYO ..... 0350,0333,1060,0378  
 SCAN ..... 0380  
 SCHAUB LORENZ ..... 0894  
 SCHNEIDER ..... 0350,0352,0356,0373,0351,0894,0333,  
 0380  
 SCHWAIGER ..... 0349  
 SCIENTIFIC LABS ..... 0341  
 SCOTT ..... 0373,0357  
 SEG ..... 0350,0341,0392  
 SHARP ..... 0371,0394,1055,0350  
 SHERWOOD ..... 0391  
 SHINCO ..... 0384  
 SHINSONIC ..... 0384  
 SILVA ..... 0894  
 SILVA SCHNEIDER ..... 0356  
 SINGER ..... 0341,0382  
 SKYMASTER ..... 0382,0383  
 SM ELECTRONIC ..... 0382,0383,0341  
 SMART ..... 0350,0380  
 SONY ..... 0363,0987,0988,0989,0402,0986  
 SOUNDMASTER ..... 0341  
 SOUNDMAX ..... 0341

SOUNDSTORM ..... 0330  
 SOUNDWAVE ..... 0351  
 STANDARD ..... 0373  
 STRONG ..... 0350  
 SUNGALE ..... 0953  
 SUPERVISION ..... 0382,0383  
 SVA ..... 0349  
 SYLVANIA ..... 0339  
 SYNN ..... 0341  
 TANDBERG ..... 0350  
 TANGENT ..... 1051  
 TARGA ..... 0375  
 TCM ..... 0356,0930,0373,0932,0330,0335,0339,  
 0340,0333,0341,0342,0345,0352,0358,  
 0371,0923,1119,0343,0924,0933,0338,  
 0372,0334,0344,0664  
 TEAC ..... 0368,0333,0341,0384,0375  
 TECHNICS ..... 0364,0399  
 TECHNIKA ..... 0356  
 TECHWOOD ..... 0394,0350,0370  
 TECO ..... 0923,0895  
 TEDELEX ..... 0382  
 TELEDEVICE ..... 1051  
 TELEFUNKEN ..... 0894,0333  
 TELETECH ..... 0350  
 TENSAI ..... 0373,0382  
 THERAPIN ..... 0943  
 TEVION ..... 0356,0930,0373,0932,0330,0335,0337,  
 0339,0340,0341,0342,0345,0352,0358,  
 0371,0891,0892,0895,0896,0897,0898,  
 0899,0900,0901,0902,0903,0904,0923,  
 0966,0893,0959,1065,1068,1069,1070,  
 1071,1067,1066,1117,1118,0890,0905,  
 0343,0924,0933,0375,0906,0338,0917,  
 0918,0372,0334,0344,0664,0894,1064  
 THETA DIGITAL ..... 0368  
 THOMSON ..... 0360,0359,0399  
 TINY ..... 1051  
 TOKAI ..... 0894,0392  
 TOKIWA ..... 0380  
 TOSHIBA ..... 0973,1110,1120,0362,0983,0920,1111  
 TRANS-CONTINENTS ..... 0356,1051  
 TRANSONIC ..... 0357  
 TREDEX ..... 0941  
 TRUTECH ..... 1075  
 UMAX ..... 0382  
 UNITED ..... 0333,0348,0357,0894  
 UNIVERSUM ..... 0350,0375,0333  
 VENTURER ..... 0333  
 VESTEL ..... 0350  
 VIETA ..... 0380  
 VOKSON ..... 0383,0356,0382  
 WALKVISION ..... 0384

WELKIN .....	0356
WESTAR .....	0350
WHARFEDALE .....	0376,0349,0341,0386
WILSON .....	0356
X-BOX .....	0399
XENIUS .....	0373,0358
XLOGIC .....	0341
XMS .....	0894
YAKUMO .....	0357,1083,0905
YAMAHA .....	0364,0388,0979,0980,0370
YAMAKAWA .....	0397,0392,0382
YUKAI .....	0383
ZENITH .....	0375,0907

## DVD-R (Recorder)

APEX .....	0911
ARENA .....	0923
ASPIRE .....	0952
BLUE NOVA INTERNATIONAL .....	1051
CENTRIOS .....	0951
CMI .....	0923
COBY .....	1051
CYBERCOM .....	0923
CYBERHOME .....	0912
CYBERMAXX .....	0895,0905,0906,0923,0959,1071,1117
CYTRON .....	0895,0905,0906,0923,0959,1071,1117
DENVER .....	1051
DUAL .....	0923
ELTAX .....	1051
EMERSON .....	1057
GO-VIDEO .....	0383,1059,1061
HITACHI .....	0387
ILO .....	0959
JVC .....	1058,1072
KENDO .....	0923
LG .....	0907
LIFE .....	1117
LIFETEC .....	0895,0905,0906,0923,0959,1071,1117
LITEON .....	1056,1059,0959
LUMATRON .....	1051
MAGNAVOX .....	0979,0980
MEDION .....	0895,0905,0906,0923,0959,1071,1117
MICROMAXX .....	0895,0905,0906,0923,0959,1071,1117
MICROSTAR .....	0895,0905,0906,0923,0959,1071,1117
MUSTEK .....	0383
PACKARD BELL .....	0940,1052
PANASONIC .....	0403
PHILIPS .....	0979,0980,1080
PHOCUS .....	1063
PIONEER .....	0977,1084
PRO2 .....	0895,0905,0906,0923,0959,1071
PROVISION .....	1051

RTL .....	0923
SAMPO .....	1051
SAMSUNG .....	1050
SANYO .....	1060
SHARP .....	1055
SONY .....	0987,0988,0989
TANGENT .....	1051
TCM .....	0923
TELEDEVICE .....	1051
TEVION .....	0890,0891,0895,0905,0906,0923,0959, 1065,1071,1117
THOMSON .....	0360,0359
TINY .....	1051
TOSHIBA .....	0973,0983,0362,1111
TRANS-CONTINENTS .....	1051
YAKUMO .....	0905
YAMAHA .....	0979,0980
ZENITH .....	0907



## AUDIO

### CD

ADCOM .....	0848
AIWA .....	0849,0850,0851,0751
AKAI .....	0853,0854,0855
ALBA .....	0856
ARCAM .....	0732
BESTAR .....	0859
BSR .....	0860
BUSH .....	0661
CARRERA .....	0663
CLASSIC .....	0807
CONDOR .....	0860
CYBERCOM .....	0843,0664,0668,0674,0675,0694,0730, 0742,0743,0744,0745,0746,0747,0801, 0802,0803,0807,0809,0818,0819
CYBERMAXX .....	0843,0664,0668,0674,0675,0694,0730, 0742,0743,0744,0745,0746,0747,0801, 0802,0803,0807,0809,0818,0819
CYTRON .....	0843,0664,0668,0674,0675,0694,0730, 0742,0743,0744,0745,0746,0747,0801, 0802,0803,0807,0809,0818,0819
DENON .....	0665,0666
DUAL .....	0843,0848,0664,0668,0675,0694,0730, 0742,0743,0744,0745,0746,0747,0798, 0801,0802,0803
ELTA .....	0667,0668,0693,0694,0745
EMERSON .....	0848,0859
FISHER .....	0669
GENEXXA .....	0859,0671,0672,0673,0675,0676,0677
GOLDSTAR .....	0663

GOODMANS ..... 0678,0679  
 GRUNDIG ..... 0680,0697,0698,0732  
 HARMON/KARDON ..... 0683  
 HITACHI ..... 0848,0685,0686  
 INNOVATION ..... 0730,0742,0743,0744,0745,0746,0747  
 JVC ..... 0662,0687  
 KENWOOD ..... 0669,0688,0689,0690,0762  
 LIFETEC ..... 0843,0664,0668,0674,0675,0694,0730,  
 0742,0743,0744,0745,0746,0747,0801,  
 0802,0803,0807,0809,0818,0819  
 LG ..... 0663  
 LINN ..... 0732  
 LUXMAN ..... 0691  
 MAGNUM ..... 0730,0742,0743,0744,0745,0746,0747  
 MARANTZ ..... 0695,0732  
 MATSUI ..... 0696,0732  
 MEDION ..... 0843,0664,0668,0674,0675,0694,0730,  
 0742,0743,0744,0745,0746,0747,0801,  
 0802,0803,0807,0809,0818,0819  
 MEMOREX ..... 0848,0859,0677  
 MERIDIAN ..... 0732  
 MICROMAXX ..... 0843,0664,0668,0674,0675,0694,0730,  
 0742,0743,0744,0745,0746,0747,0801,  
 0802,0803,0807,0809,0818,0819  
 MICROMEGA ..... 0732  
 MICROSTAR ..... 0843,0664,0668,0674,0675,0694,0730,  
 0742,0743,0744,0745,0746,0747,0801,  
 0802,0803,0807,0809,0818,0819  
 MISSION ..... 0732  
 NAD ..... 0671,0733,0735,0736,0737,0800  
 NAIM ..... 0732  
 NAKAMICHI ..... 0699,0700  
 NUVO ..... 0866  
 ONKYO ..... 0840,0701,0702,0703,0785,0792  
 PANASONIC ..... 0661,0705  
 PHILIPS ..... 0847,0706,0732  
 PHILIPS CD-V ..... 0840  
 PIONEER ..... 0673,0677,0753  
 PRO2 ..... 0843,0664,0668,0674,0675,0694,0730,  
 0742,0743,0744,0745,0746,0747,0801,  
 0802,0803,0807,0809,0818,0819  
 PROTON ..... 0732  
 QUAD ..... 0732  
 REALISTIC ..... 0848,0859,0675  
 ROADSTAR ..... 0706,0708  
 ROTEL ..... 0732  
 SABA ..... 0848  
 SAE ..... 0732  
 SAMSUNG ..... 0768  
 SANSUI ..... 0847,0709,0710,0711,0732  
 SCHNEIDER ..... 0860,0732  
 SCOTT ..... 0859  
 SHARP ..... 0672,0712,0713,0714

SHERWOOD ..... 0782  
 SINGER ..... 0803  
 SKYMASTER ..... 0778  
 SONY ..... 0671,0716,0717,0718,0741,0748,0749,  
 0750  
 TANDBERG ..... 0732  
 TCM ..... 0843,0664,0668,0674,0675,0694,0730,  
 0742,0743,0744,0745,0746,0747,0801,  
 0802,0803,0807,0809,0823,0824,0825  
 TEAC ..... 0795  
 TECHNICS ..... 0705,0721,0763,0787  
 TELEFUNKEN ..... 0848  
 TEVION ..... 0843,0664,0668,0674,0675,0694,0730,  
 0742,0743,0744,0745,0746,0747,0801,  
 0802,0803,0807,0809,0813,0814,0816,  
 0818,0819,0821,0822  
 THEORIE & ANWENDING ..... 0804  
 THOMSON ..... 0842,0848  
 TOSHIBA ..... 0722,0723  
 UNIVERSUM ..... 0732  
 VECTOR RESEARCH ..... 0663  
 VICTOR ..... 0687  
 WELLTECH ..... 0675,0694,0744  
 YAMAHA ..... 0712,0720,0725,0771  
 YORX ..... 0708

## AUX

### Audio Amplifiers/Tuners/Receivers

CENTRUM ..... 0692  
 CRITERION ..... 0775  
 CYBERCOM ..... 0841,0775,0776  
 CYBERMAXX ..... 0841,0775,0776  
 CYTRON ..... 0841,0775,0776  
 DENON ..... 0779,0781  
 DUAL ..... 0841,0775,0797  
 ELTA ..... 0667,0668  
 GRUNDIG ..... 0697,0698,0727  
 HARMON/KARDON ..... 0682  
 KENWOOD ..... 0761  
 LIFETEC ..... 0841,0775,0776  
 LINN ..... 0857  
 MARANTZ ..... 0727  
 MEDION ..... 0841,0775,0776  
 MICROMAXX ..... 0841,0775,0776  
 MICROSTAR ..... 0841,0775,0776  
 NAD ..... 0735,0736,0737,0738,0799,0800  
 NUVO ..... 0862,0863,0864,0865  
 ONKYO ..... 0785,0792,0793  
 PHILIPS ..... 0846,0727  
 PRO2 ..... 0841,0775,0776  
 SANSUI ..... 0727  
 SCHNEIDER ..... 0791  
 SHERWOOD ..... 0782  
 SONY ..... 0739,0740,0755,0757,0758,0759,0760  
 TCM ..... 0841,0775,0776,0806



TEAC .....	0794,0796
TECHNICS .....	0764,0777,0788
TEVION .....	0775,0776,0815,0817,0841
THEORIE & ANWENDING .....	0805
THOMSON .....	0842,0766
XANTECH .....	0867
YAMAHA .....	0724,0752,0770,0771,0772

### Audio Tape Players

AIWA .....	0790
DENON .....	0780
GRUNDIG .....	0729,0698
HARMON KARDON .....	0681
KENWOOD .....	0761
MAGNAVOX .....	0729
MARANTZ .....	0729
NAD .....	0799
ONKYO .....	0784
PHILIPS .....	0729
SANSUI .....	0729
SHERWOOD .....	0783
SONY .....	0754,0755,0756
TEAC .....	0794
TECHNICS .....	0764,0777,0786
THOMSON .....	0842
YAMAHA .....	0724,0772

### MINI Systems

AIWA .....	0773,0774
CYBERCOM .....	0852,0858,0704,0745,0808,0810,0820, 0819
CYBERMAXX .....	0852,0858,0704,0745,0808,0810,0811, 0812,0820,0819
CYTRON .....	0852,0858,0704,0745,0808,0810,0811, 0812,0820,0819
DUAL .....	0852,0858,0704,0745,0797,0820,0819
ELTA .....	0693,0745
GRUNDIG .....	0707
INTERTRONIC .....	0811
LIFETEC .....	0852,0858,0704,0745,0808,0810,0811, 0812,0820,0819
MEDION .....	0852,0858,0704,0745,0808,0810,0811, 0812,0820,0819
MICROMAXX .....	0852,0858,0704,0745,0808,0810,0811, 0812,0820,0819
MICROSTAR .....	0852,0858,0704,0745,0808,0810,0811, 0812,0820,0819
PIONEER .....	0753
PRO2 .....	0852,0858,0704,0745,0808,0810,0811, 0812,0820,0819
SAMSUNG .....	0768
SHARP .....	0789
SONY .....	0741
TCM .....	0852,0858,0704,0745,0808,0810,0820, 0819,0694,0823,0824,0825
TEVION .....	0852,0858,0704,0745,0808,0810,0811, 0812,0820,0819,0821,0822
WELLTECH .....	0852,0810,0820,0819

### Misc

APPLE iPod .....	0885
------------------	------

AUDIO COMBI .....	0844
CAR RADIO .....	0861
CDR .....	0847,0675
DBS .....	0845
iPOD .....	0884
SWITCH BOX .....	0684
VIDEO CD .....	0840

### LD (Laser Disc Player)

DENON .....	0252,0318
GRUNDIG .....	0318
MITSUBISHI .....	0318
NAD .....	0318
PIONEER .....	0318
TELEFUNKEN .....	0318
THORN .....	0322

### HOME

HOME AUTOMATION .....	0998
-----------------------	------

### Digital Video Recorders

AMSTRAD .....	0555
ARCON .....	1144
BSKYB .....	0555
CANAL SATELLITE .....	0599
CANAL+ .....	0599
CONRAD .....	1156
CYBERCOM .....	0412,0423,0514
CYBERMAXX .....	0905,0412,0423,0514,0644,0653,1130, 0959,1071,1117
CYTRON .....	0905,0412,0423,0514,0644,0653,1130, 0959,1071,1117
DIGIFUSION .....	0647
DMT .....	0412
DREAMBOX .....	0658
DUAL .....	0412,0423,0514
ECHOSTAR .....	0659
EUROSKY .....	1156
FORCE .....	0553
FORTEC STAR .....	0470
FREEBOX .....	1182
GLOBO .....	1156
HIRSCHMANN .....	1156
HUMAX .....	0651
HYUNDAI .....	0486
ILO .....	0959
JVC .....	1072
LASAT .....	1156,1157
LIFE .....	1117
LIFESAT .....	0412,0423,0514

LIFETEC.....0905,0412,0423,0514,0644,0653,1130,  
 0959,1071,1117  
 LITEON.....0959  
 LORENTZEN.....1156  
 MARMITEK OCTOPUS...0655  
 MEDION.....0905,0412,0423,0514,0644,0653,1130,  
 0959,1071,1139,1115,1181,1117  
 MICROMAXX.....0905,0412,0423,0514,0644,0653,1130,  
 0959,1071,1139,1117  
 MICROSTAR.....0905,0412,0423,0514,0644,0653,1130,  
 0959,1071,1117  
 MORETV.....0644,1130,1181  
 PACE.....0555,0453  
 PACKARD BELL.....1052  
 PANASONIC.....0403  
 PHILIPS.....0242  
 PHOCUS.....1063  
 PINNACLE.....0654  
 PIONEER.....0977  
 PROZ.....0905,0412,0423,0514,0644,0653,1130,  
 0959,1071  
 PROCASTER.....0905  
 SAGEM.....0599,1143,1158  
 SCHWAIGER.....0412,0514,1132,1152  
 SIEMENS.....1157  
 SKARDIN.....1160  
 SKY.....1151  
 SKY DIGITAL.....0555  
 SKY+.....0555  
 SKYMASTER.....0506,1165,1159,1160  
 SKYPEX.....1156  
 SM ELECTRONIC.....0412,0506,1165,1159,1160  
 SONY.....0987,0988,0989  
 TCM.....0412,0423,0514  
 TEVION.....0890,0905,0412,0423,0514,0644,0653,  
 1130,0959,1065,1071,1117  
 THOMSON.....0532,0242,0326,1156  
 TIVO.....0242  
 TONBURY.....1159  
 TOPFIELD.....0506  
 TOSHIBA.....0983,1111  
 UNIVERSUM.....1156  
 WYSI.....1156  
 YAKUMO.....0905

CURTIS.....0948  
 CYBERCOM.....0334, 0372, 0344 & 0775,  
 CYBERMAXX.....0334, 0372, 0344 & 0775, 1069, 1066,  
 1118  
 CYTRON.....0334, 0372, 0344 & 0775, 1069, 1066,  
 1118  
 DUAL.....0334, 0372, 0344 & 0775  
 DURABRAND.....0375  
 FISHER.....0378  
 JVC.....0662, 0964  
 KOSS.....0373  
 LENOX.....0931  
 LG.....0972  
 LIFE.....1118  
 LIFETEC.....0334, 0372, 0344 & 0775, 1069, 1066,  
 1118  
 MEDION.....0334, 0372, 0344 & 0775, 1069, 1066,  
 1118  
 MICROMAXX.....0334, 0372, 0344 & 0775, 1069, 1066,  
 1118  
 MICROSTAR.....0334, 0372, 0344 & 0775, 1069, 1066,  
 1118  
 NORCENT.....0948  
 ONKYO.....0975  
 PANASONIC.....0974  
 PIONEER.....0968, 0976  
 PROZ.....0334, 0372, 0344 & 0775, 1069, 1066  
 SAMSUNG.....0919  
 SONY.....0986  
 TCM.....0334, 0344 & 0775  
 TEVION.....0334, 0372, 0892, 0917, 0918, 0344 &  
 0775, 1069, 1066, 1118

## HTIB (Home Cinema System)

*DVD code & AUDIO code*

AIWA.....0377  
 AMW.....1054  
 CENTRUM.....0927  
 COBY.....0948  
 CRITERION.....0344 & 0775

# Universal remote control

**THOMSON Sales Europe**  
46, quai A. Le Gallo  
92648 Boulogne Cedex  
FRANCE  
322 019 464 RCS NANTERRE  
<http://www.thomsonlink.com>

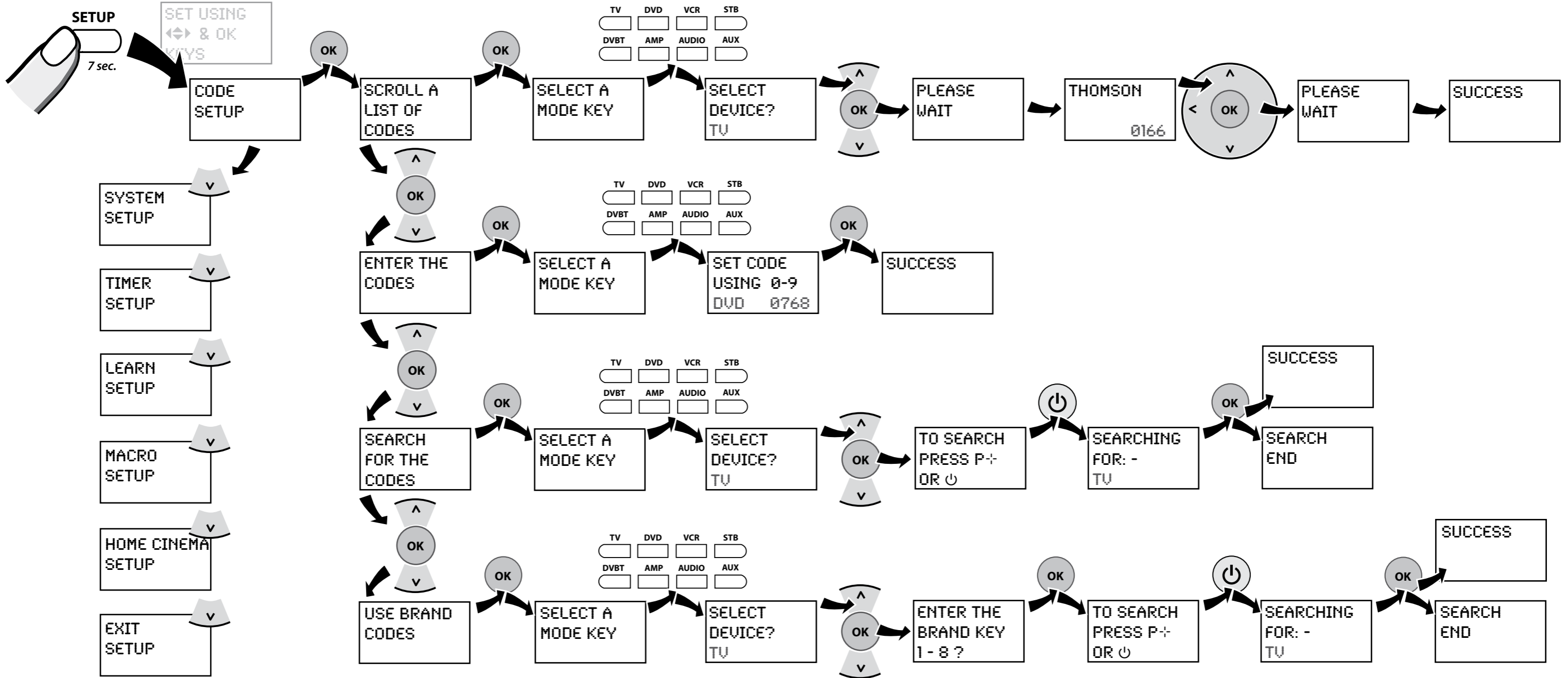


© Copyright THOMSON 2007



# BROWSING EXAMPLES

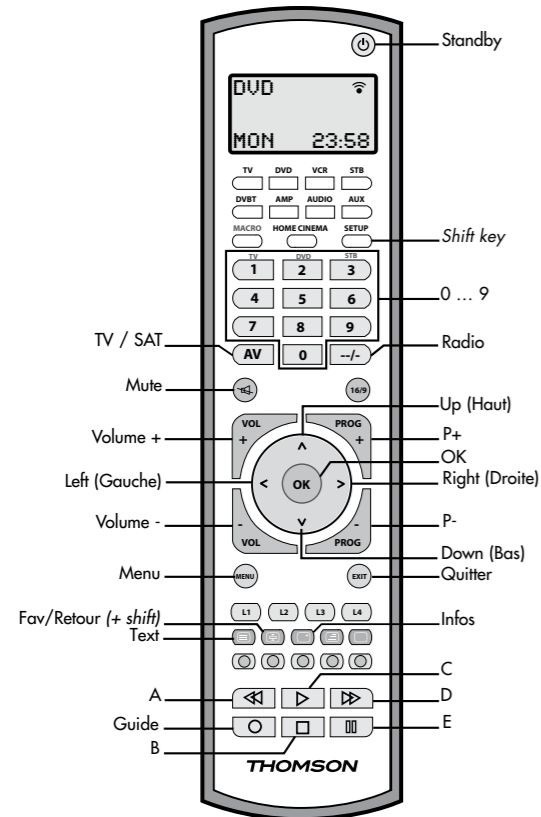
GB





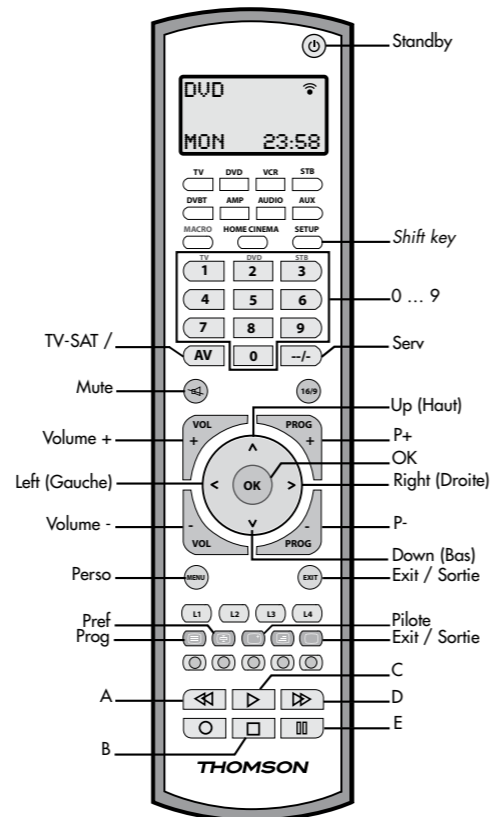
CODE 0570  
(Logo registered by TPS)

ROC8507 / 6507 / 4507



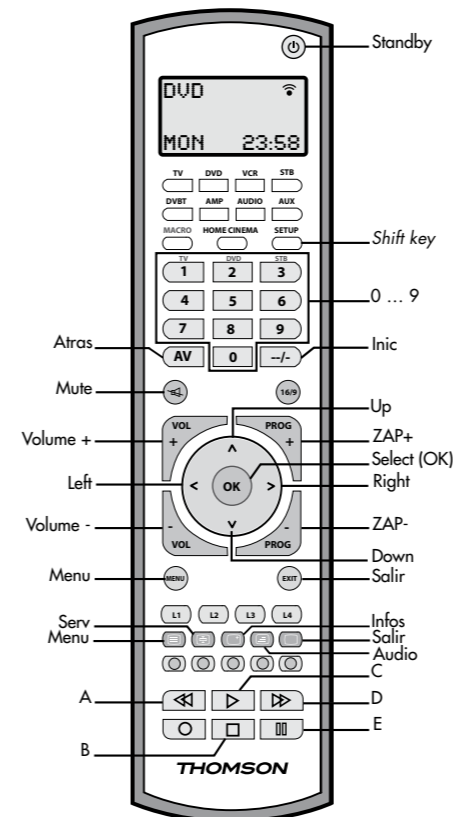
CODE 0569  
(Logo registered by CANAL SAT)  
(Logo registered by PREMIERE)

ROC8507 / 6507 / 4507



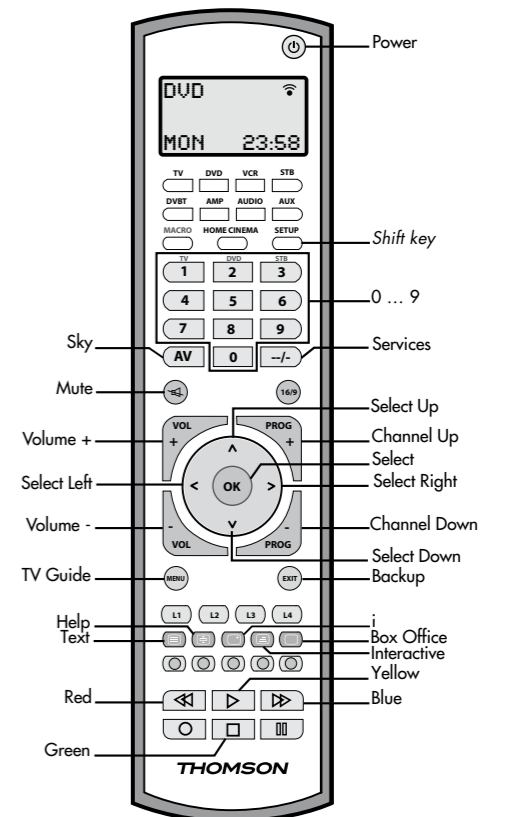
CODE 0568  
(Logo registered by VIA DIGITAL)

ROC8507 / 6507 / 4507



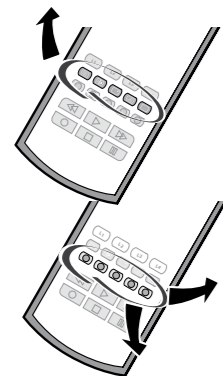
CODE 0584  
(Logo registered by SKY DIGITAL)

ROC8507 / 6507 / 4507



TÉLÉTEXTE / VIDEOTEXT / FASTEXT / TOP TEXT / FLOF TEXT

- GB**
  - Access the contents
  - To stop scrolling pages
  - Info key
  - Mixed teletext
  - Back to TV programme
- I**
  - Accesso al sommario
  - Stop alternanza pagine
  - Tasto info
  - Televideo misto
  - Ritorno al programma TV
- F**
  - Télétexte Oui/Non
  - Arrêt de l'alternance des pages
  - Touche info
  - Télétexte mixte
  - Retour au programme TV
- E**
  - Acceso al índice
  - Parada de alternancia de las páginas
  - Tecla de información
  - Teletexto mixto
  - Regreso al programa de TV
- D**
  - Zugriff auf den Inhalt
  - Stoppen der durchlaufenden Seiten
  - Info-Taste
  - Teletext- gemischt
  - Zurück zum Fernsehprogramm
- NL**
  - Toegang tot de inhoudsopgave
  - Stopzetten van de paginaopvolging
  - Toets info
  - Gemengde teletext
  - Terug naar het TV-programma
- RU**
  - Телетекст Да/Нет
  - Остановка при наличии нескольких страниц
  - Кнопка получения информации
  - Смешанный телетекст
  - Возврат к телеканалу



**TOPTXT**

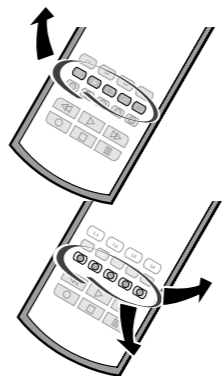
- GB**
  - Blue: Access to headings
  - Yellow: Access to articles
- F**
  - Bleu : Accès aux rubriques
  - Jaune : Accès aux articles
- D**
  - Blau: Zugriff auf die Rubriken
  - Gelb: Zugriff auf die Artikel
- I**
  - Blu : Accesso alle rubriche
  - Giallo : Accesso agli articoli
- E**
  - Azul: Acceso a las rúbricas
  - Amarillo: Acceso a los artículos
- NL**
  - Blauw: Toegang tot de rubrieken
  - Geel: Toegang tot de artikelen
- RU**
  - Синяя: Доступ к разделам
  - Желтая: Доступ к статьям

**FASTEXT**

- GB** Access to headings
- F** Accès aux rubriques
- D** Zugriff auf die Rubriken
- I** Accesso alle rubriche
- E** Acceso a las rúbricas
- NL** Toegang tot de rubrieken
- RU** Доступ к рубрикам

TÉLÉTEXTE / VIDEOTEXT / FASTEXT / TOP TEXT / FLOF TEXT

- GB**
  - Access the contents
  - To stop scrolling pages
  - Info key
  - Mixed teletext
  - Back to TV programme
- I**
  - Accesso al sommario
  - Stop alternanza pagine
  - Tasto info
  - Televideo misto
  - Ritorno al programma TV
- F**
  - Télétexte Oui/Non
  - Arrêt de l'alternance des pages
  - Touche info
  - Télétexte mixte
  - Retour au programme TV
- E**
  - Acceso al índice
  - Parada de alternancia de las páginas
  - Tecla de información
  - Teletexto mixto
  - Regreso al programa de TV
- D**
  - Zugriff auf den Inhalt
  - Stoppen der durchlaufenden Seiten
  - Info-Taste
  - Teletext- gemischt
  - Zurück zum Fernsehprogramm
- NL**
  - Toegang tot de inhoudsopgave
  - Stopzetten van de paginaopvolging
  - Toets info
  - Gemengde teletext
  - Terug naar het TV-programma
- RU**
  - Телетекст Да/Нет
  - Остановка при наличии нескольких страниц
  - Кнопка получения информации
  - Смешанный телетекст
  - Возврат к телеканалу



**TOPTXT**

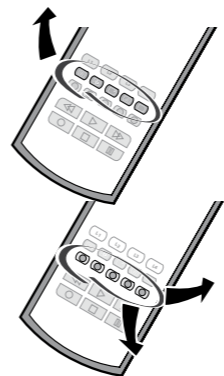
- GB**
  - Blue: Access to headings
  - Yellow: Access to articles
- F**
  - Bleu : Accès aux rubriques
  - Jaune : Accès aux articles
- D**
  - Blau: Zugriff auf die Rubriken
  - Gelb: Zugriff auf die Artikel
- I**
  - Blu : Accesso alle rubriche
  - Giallo : Accesso agli articoli
- E**
  - Azul: Acceso a las rúbricas
  - Amarillo: Acceso a los artículos
- NL**
  - Blauw: Toegang tot de rubrieken
  - Geel: Toegang tot de artikelen
- RU**
  - Синяя: Доступ к разделам
  - Желтая: Доступ к статьям

**FASTEXT**

- GB** Access to headings
- F** Accès aux rubriques
- D** Zugriff auf die Rubriken
- I** Accesso alle rubriche
- E** Acceso a las rúbricas
- NL** Toegang tot de rubrieken
- RU** Доступ к рубрикам

TÉLÉTEXTE / VIDEOTEXT / FASTEXT / TOP TEXT / FLOF TEXT

- GB**
  - Access the contents
  - To stop scrolling pages
  - Info key
  - Mixed teletext
  - Back to TV programme
- I**
  - Accesso al sommario
  - Stop alternanza pagine
  - Tasto info
  - Televideo misto
  - Ritorno al programma TV
- F**
  - Télétexte Oui/Non
  - Arrêt de l'alternance des pages
  - Touche info
  - Télétexte mixte
  - Retour au programme TV
- E**
  - Acceso al índice
  - Parada de alternancia de las páginas
  - Tecla de información
  - Teletexto mixto
  - Regreso al programa de TV
- D**
  - Zugriff auf den Inhalt
  - Stoppen der durchlaufenden Seiten
  - Info-Taste
  - Teletext- gemischt
  - Zurück zum Fernsehprogramm
- NL**
  - Toegang tot de inhoudsopgave
  - Stopzetten van de paginaopvolging
  - Toets info
  - Gemengde teletext
  - Terug naar het TV-programma
- RU**
  - Телетекст Да/Нет
  - Остановка при наличии нескольких страниц
  - Кнопка получения информации
  - Смешанный телетекст
  - Возврат к телеканалу



**TOPTXT**


- GB**
  - Blue: Access to headings
  - Yellow: Access to articles
- F**
  - Bleu : Accès aux rubriques
  - Jaune : Accès aux articles
- D**
  - Blau: Zugriff auf die Rubriken
  - Gelb: Zugriff auf die Artikel
- I**
  - Blu : Accesso alle rubriche
  - Giallo : Accesso agli articoli
- E**
  - Azul: Acceso a las rúbricas
  - Amarillo: Acceso a los artículos
- NL**
  - Blauw: Toegang tot de rubrieken
  - Geel: Toegang tot de artikelen
- RU**
  - Синяя: Доступ к разделам
  - Желтая: Доступ к статьям

**FASTEXT**

- GB** Access to headings
- F** Accès aux rubriques
- D** Zugriff auf die Rubriken
- I** Accesso alle rubriche
- E** Acceso a las rúbricas
- NL** Toegang tot de rubrieken
- RU** Доступ к рубрикам

TÉLÉTEXTE / VIDEOTEXT / FASTEXT / TOP TEXT / FLOF TEXT

- GB**
  - Access the contents
  - To stop scrolling pages
  - Info key
  - Mixed teletext
  - Back to TV programme
- I**
  - Accesso al sommario
  - Stop alternanza pagine
  - Tasto info
  - Televideo misto
  - Ritorno al programma TV
- F**
  - Télétexte Oui/Non
  - Arrêt de l'alternance des pages
  - Touche info
  - Télétexte mixte
  - Retour au programme TV
- E**
  - Acceso al índice
  - Parada de alternancia de las páginas
  - Tecla de información
  - Teletexto mixto
  - Regreso al programa de TV
- D**
  - Zugriff auf den Inhalt
  - Stoppen der durchlaufenden Seiten
  - Info-Taste
  - Teletext- gemischt
  - Zurück zum Fernsehprogramm
- NL**
  - Toegang tot de inhoudsopgave
  - Stopzetten van de paginaopvolging
  - Toets info
  - Gemengde teletext
  - Terug naar het TV-programma
- RU**
  - Телетекст Да/Нет
  - Остановка при наличии нескольких страниц
  - Кнопка получения информации
  - Смешанный телетекст
  - Возврат к телеканалу



**TOPTXT**

- GB**
  - Blue: Access to headings
  - Yellow: Access to articles
- F**
  - Bleu : Accès aux rubriques
  - Jaune : Accès aux articles
- D**
  - Blau: Zugriff auf die Rubriken
  - Gelb: Zugriff auf die Artikel
- I**
  - Blu : Accesso alle rubriche
  - Giallo : Accesso agli articoli
- E**
  - Azul: Acceso a las rúbricas
  - Amarillo: Acceso a los artículos
- NL**
  - Blauw: Toegang tot de rubrieken
  - Geel: Toegang tot de artikelen
- RU**
  - Синяя: Доступ к разделам
  - Желтая: Доступ к статьям

**FASTEXT**

- GB** Access to headings
- F** Accès aux rubriques
- D** Zugriff auf die Rubriken
- I** Accesso alle rubriche
- E** Acceso a las rúbricas
- NL** Toegang tot de rubrieken
- RU** Доступ к рубрикам